



18th – 21st August 2022  
Halls 6, 7, 8 & 9  
NEC, Birmingham, UK

# THE FESTIVAL OF QUILTS

EUROPE'S ULTIMATE  
QUILTING DESTINATION

## Academy Lecture & Talks

For more information visit [thefestivalofquilts.co.uk](http://thefestivalofquilts.co.uk)

Brought to you by



Artist credit  
Sandra Newton:  
Repurposed

## Important Notes for 2022

Please note that you will need an entry ticket for the show as well as your workshop ticket when buying Quick and Easy Classes, Lectures/talks and some Academy classes (those AC1 and AC2). For Academy classes, you only need a show entry ticket if you wish to visit the show as well.

–

All purchased entry and workshop tickets will be despatched four weeks prior to the show.

–

If you opt for E-tickets, please do print off lecture tickets which need to be handed to the tutor.

–

**Please note, a booking fee applies:**

£3.50 for e-tickets, £3.95 for postal

–

**To view our health and safety practices in place at this year's show visit:**

[www.thefestivalofquilts.co.uk/covid-safety-measures](http://www.thefestivalofquilts.co.uk/covid-safety-measures)

### Social Media



Facebook

@thefestivalofquilts



Instagram

@thefestivalofquilts



## Thursday 18th August 2022

Code	Start Time	Title	Tutor Name	Room	Legth	Non-Guild Price	Guild Price
500	10:00	Contemporary and Modern Art Quilts	Linda Seward	Theatre, Hall 6	45 mins	£11.00	£10.00
501	10:00	Loving your Long Arm	Rose Parr, Canada	Suite 20, Concourse	1 hr	£11.00	£10.00
502	11:00	Free Motion Couching	Sheena Norquay	Theatre, Hall 6	45 mins	£11.00	£10.00
503	11:30	A Stitch for Every Sound	Claire Barber & Gavin Osborn	Suite 20, Concourse	1 hr	£11.00	£10.00
504	13:00	Flattery, Bribery, Gold Watch, Jewellery & Camels	Pat Archibald	Suite 20, Concourse	1 hr	£11.00	£10.00
505	14:00	Remaking of Jane Austen Coverlet: 200 Year Old Art	Cindy Cloward, Riley Blake Designs	Theatre, Hall 6	1 hr	£11.00	£10.00
506	14:30	Original Design by Internal Dividing: Tiling	Kenzo Nakamura, Japan	Suite 20, Concourse	1 hr	£11.00	£10.00
507	15:30	Temperature Quilts and How to Make One	Jo Avery	Theatre, Hall 6	45 mins	£11.00	£10.00
508	16:00	Quilting with a Walking Foot	Judi Kirk	Suite 20, Concourse	1 hour	£11.00	£10.00

## Friday 19th August 2022

Code	Start Time	Title	Tutor Name	Room	Legth	Non-Guild Price	Guild Price
513	10:30	Making Faces: Fused Fabric Portrait Quilts	Lea McCormas, USA	Theatre, Hall 6	1 hr	£11.00	£10.00
514	11:30	By Accident or Design? Inspiration for Textile Art	Mary McIntosh	Suite 20, Concourse	1 hr	£11.00	£10.00
515	12:00	Showstoppers: 20 Masterpiece Quilts from USA & UK	Mary Fons	Theatre, Hall 6	1 hr	£11.00	£10.00
516	13:00	Text and Context in Quilts	Heather Audin, The Quilters' Guild	Suite 20, Concourse	1 hr	£11.00	£10.00
517	13:30	Surface Design & Embellishments for Quilts	Linda Seward	Theatre, Hall 6	45 mins	£11.00	£10.00
518	14:30	From Inspiration to Best in Show	Vendulka Battais	Suite 20, Concourse	45 mins	£11.00	£10.00
519	14:30	Inside the Liberty Archive	Anna Buruma, Head Archivist at Liberty	Theatre, Hall 6	1 hr	£11.00	£10.00
520	15:45	Leaves and Figures in Lutradur	Pat Archibald	Suite 20, Concourse	1 hr	£11.00	£10.00
521	15:45	200 Years of Secrets & Lies: The Shoddy Trade	Jo Andrews, Haptic & Hue	Theatre, Hall 6	1 hr	£11.00	£10.00



## Saturday 20th August 2022

Code	Start Time	Title	Tutor Name	Room	Legth	Non-Guild Price	Guild Price
525	10:00	Paisley, the Pattern that Belongs to Us All	Jo Andrews, Haptic & Hue	Theatre, Hall 6	1 hr	£11.00	£10.00
526	10:00	The Quilters Ergonomic Tool Box	Rose Parr, Canada	Suite 20, Concourse	45 mins	£11.00	£10.00
527	11:15	Help! I've lost my Mojo!	Sarah Humphreys	Suite 20, Concourse	1 hr	£11.00	£10.00
528	11:30	Choosing the Best Category for your Quilts	Linda Seward	Theatre, Hall 6	45 mins	£11.00	£10.00
529	12:45	Forced to Flee	SAQA	Suite 20, Concourse	1 hr	£11.00	£10.00
530	13:00	Unconventional and Unexpected	Roderick Kiracofe, USA	Theatre, Hall 6	1 hr	£11.00	£10.00
532	14:00	Recycling Old Jeans into Quilts & More	Paula Doyle	Suite 20, Concourse	45 mins	£11.00	£10.00
533	14:15	When is Fibre Art, Fine Art?	Lea McCormas, USA	Theatre, Hall 6	1 hr	£11.00	£10.00
534	15:00	Quilting with a Walking Foot	Judi Kirk	Suite 20, Concourse	1 hr	£11.00	£10.00
535	15:45	Sew Smart: Ergonomics of Healthy Quilting	Rose Parr, Canada	Theatre, Hall 6	1 hr	£11.00	£10.00
536	16:15	What If? Endless Possibilities	Sue Bouchard, USA	Suite 20, Concourse	45 mins	£11.00	£10.00

## Sunday 21st August 2022

Code	Start Time	Title	Tutor Name	Room	Legth	Non-Guild Price	Guild Price
538	10:00	Help! I've lost my Mojo!	Sarah Humphreys	Theatre, Hall 6	1 hr	£11.00	£10.00
539	10:00	Original Design by Internal Dividing: Pentagon	Kenzo Nakamura, Japan	Suite 20, Concourse	1 hr	£11.00	£10.00
540	11:30	The Lights and Shades of Nature	Pat Archibald	Theatre, Hall 6	1 hr	£11.00	£10.00
541	11:30	Quilting is my Therapy: More than Just a Hashtag	Rose Parr, Canada	Suite 20, Concourse	45 mins	£11.00	£10.00
542	12:45	Healthy Quilting from the Inside Out	Rose Parr, Canada	Suite 20, Concourse	45 mins	£11.00	£10.00
543	13:00	Ask John Scott? Life, Loves and Laughs!	John Scott	Theatre, Hall 6	45 mins	£11.00	£10.00
545	14:00	A History of British Frame Quilts	Carolyn Gibbs	Suite 20, Concourse	1 hr	£11.00	£10.00
546	14:15	Pictorial Quilt Primer	Lea McCormas, USA	Theatre, Hall 6	1 hr	£11.00	£10.00



## A-Z Descriptions

### 200 Years of Secrets & Lies: The Shoddy Trade

Jo Andrews, Haptic & Hue



Shoddy and Mungo have a terrible reputation – they have played a role in wars, smuggling slavery, and scandal, as well as helping to grow the finest rhubarb in the world. But what are they and why do they matter to us today? Jo Andrews, host of the podcast Haptic and Hue's Tales of Textiles will look at what Shoddy and Mungo are, how they got their dreadful reputation and became inexorably linked with disease and dirt. It will tell the story of how the secrets of shoddy were smuggled across the Atlantic to feature in one of the first war-time profiteering scandals, and it will look at how shoddy production today offers us the hope of reducing the burden of textile waste on the planet.

Friday

Lecture/Talk

1 hr

### A History of British Frame Quilts

Carolyn Gibbs



One of the most popular forms of British quilts during the late eighteenth and nineteenth centuries was the 'frame quilt' composed of a number of patchwork and/or appliqué borders around a central panel. In this talk, Carolyn Gibbs will show examples from her own extensive collection, and from those owned by the Quilters Guild. Some are elegant, sophisticated pieces of work stitched by ladies of leisure; others are more quirky, homely pieces made in more humble surroundings. A well-known member of the British Quilt Study Group, Carolyn frequently shares her knowledge and enthusiasm for Britain's own heritage of quilt-making.

Sunday

Lecture/Talk

1 hr

### A Stitch for Every Sound

Claire Barber & Gavin Osborn



Dr Claire Barber (senior lecturer in Textiles at University of Huddersfield), Gavin Osborn (musician and sound artist) will consider how listening can be affective knowledge for the embroiderer and how embroidery influences an auditory perception of place. Their first experience of each other's work was at the exhibition they have both participated in called Unravelled Wetlands, and subsequently they have been testing the versatility of the sound and embroidery exchange through musical compositions. They will share their approaches to sound-based structures including a poetic interpretation of quilt that links to aspects of change, the fragment, and the layering of sound.

Thursday

Lecture/Talk

1 hr



## Ask John Scott? Life, Loves and Laughs!

John Scott



Join John Scott for a cosy chat and hilarious Q&A! John, well known and much-loved presenter on Sewing Street TV, will talk about his life in film, TV as well as his fascinating career in costume and fashion design. Have you got a question you've always wanted to ask John and have never had the chance? Now is the time. You can ask about anything: his Theatre Days, working on Films, This Morning, Rocks and Co and of course anything about sewing!

Sunday

Lecture/Talk

45 mins

## By Accident or Design? Inspiration for Textile Art

Mary McIntosh



Having been City & Guilds trained and now as a tutor for Advanced stitched textiles with Creative Stitch Mary has approached design in many different ways. This talk will examine several different approaches to bringing your original inspiration into a finished piece of textile art, showing how

to take an idea from conception to completion.

Friday

Lecture/Talk

1 hr

## Choosing the Best Category for your Quilts

Linda Seward



An experienced judge, Linda will explain the differences between art, contemporary and pictorial quilts by comparing examples of similar styles and designs. The slide show features the work of over 35 textile artists who are making exciting quilts in a variety of styles and categories. By the end of the talk, you should be able to differentiate between the categories so you can better decide where to enter your quilt in a competition.

Saturday

Lecture/Talk

45 mins

## Contemporary and Modern Art Quilts

Linda Seward



An experienced judge, Linda will define what a modern quilt is, and illustrate how it differs

from a contemporary quilt by comparing examples of similar styles/designs. By the end of the talk, the audience will be able to differentiate between them quite easily. Photographs and detailed close-ups will explore the diversity of work being created today by both types of quilters.

Thursday

Lecture/Talk

45 mins

## Flattery, Bribery, Gold Watch, Jewellery & Camels

Pat Archibald



Join Pat for a behind the scenes glimpse of the unglamorous, the challenging, the eye-popping and the ridiculous world of a travelling quilter. Pat concentrates on making art quilts that explore aspects of her travels to remote places worldwide. However, these journeys take her to uncharted territory in terms of chance meetings, unexpected conversations, challenging food, unusual trade-offs, frustrating air flights and surreal business meetings. All creative fuel for new work.

Thursday

Lecture/Talk

1 hr



## Forced to Flee

SAQA



Learn more about SAQA's Forced to Flee exhibition on display at the Festival of Quilts. Throughout history people have been forced to flee from their homes for their own safety and survival due to war, oppression, natural disasters, and atrocious human rights violations. This timely exhibition illustrates the global challenges arising from the current refugee crisis. Hear from Juror Dr. Susan Beryl Marks about how she juried this powerful exhibition. Plus, interviews with artists will offer insight into the creation of these amazing artworks. As Dr. Marks notes: "Audiences will surely come away with images etched into their memories, and with more awareness of the tragic plight of large sections of humanity."

Saturday

Lecture/talk

1 hr

## Free Motion Couching

Sheena Norquay



This illustrated lecture is about free motion couching various yarns on cushions, bags and wall hangings using a Bernina Activa 135 and a Handi Quilter Sweet 16.

Sheena loves to free motion quilt and couch and is keen to share her knowledge. You will learn about different couching feet, yarns and technical aspects such as how to thread the yarn through the feet, the speed of the machine, how to hold and move the quilted sandwich and how to finish the ends of yarns. You will see lots of ideas illustrating couched outlines of motifs, couched raw edges of tweeds, couched patterns and couched or 'coloured in' shapes using the yarns. Hopefully you will be inspired to try the technique.

Thursday

Lecture/Talk

45 mins

## From Inspiration to Best in Show

Vendulka Battais



People often wonder where an idea for an award-winning quilt comes from and what exactly is involved in the making. Every artist will have different approach but Vendulka happily shares her own journey for her quilt that won Best in Show in 2021.

Friday

Lecture/Talk

45 mins

## Healthy Quilting from the Inside Out

Rose Parr, Canada



The most expensive machine in your sewing room comes with no warranty and replacement parts are hard to get - that important piece of equipment is you! Learn about: foods that fight inflammation and foods that can contribute to it, energy work, the importance of hydration, strength training, movement, and more stretches for makers. Muscle knows no age, it's never too late to get stronger with safe and effective strength training exercises. Stretch your aching muscles without having to get on the floor with moves designed for makers.

Sunday

Lecture/Talk

45 mins



## Help! I've lost my Mojo!

Sarah Humphreys



As a quilt maker of over 30 years Sarah knows what an amazing craft this is, but also knows what it's like to lose your stitching spark – to want to sew but have no motivation to get started. During her lecture, she'll discuss many of the blocks quilters face, and give lots of suggestions to re-ignite your love of sewing. The lecture will be fast-paced, fun and relatable – and there will be a wealth of tips and tricks to get you back at that machine.

Saturday and Sunday

Lecture/Talk

1 hr

## Inside the Liberty Archive

Anna Buruma,  
Head Archivist at Liberty



Anna Buruma is the head archivist for Liberty of London who has the good fortune of working with a very special archive, one which tells a story of Britain's textile history over the last two centuries. This archive is very much alive and is at the heart of

the designs produced by Liberty's design studio. Hear Anna's talk which explores the collaboration between Liberty design, past and present.

Friday

Lecture/talk

1 hr

## Leaves and Figures in Lutradur

Pat Archibald



Pat concentrates on making art quilts that explore aspects of her travels to remote places worldwide. In this lecture she will describe and demonstrate her technique of using water-based dyes to add colour to lutradur (a spun bonded textile). The vibrantly coloured lutradur shapes are then applied to background fabrics to provide slightly translucent images that can then be stitched and embellished.

Friday

Lecture/Talk

1 hr

## Loving your Long Arm

Rose Parr, Canada



As a professional long-armer, Rose knows a thing or two about the love-hate relationship between man and machine. We will look at a variety of ergonomic quilting options for the longarm quilter. Setting up your longarm sewing machine depends on the type of quilting you will be doing. Custom work, pantograph or digital quilting each have their own ergonomic considerations for pain-free quilting. Each participant will learn the best height for their longarm machine. In addition we will go through studio set-up and the most important stretches for long-armers.

Thursday

Lecture/Talk

1 hr





## Making Faces: Fused Fabric Portrait Quilts

Lea McCormas, USA



Lea McComas has won international recognition for realistic pictorial and portrait quilts. Join this lecture to discover the influences of history and culture that inspire her work. She will share information about principles of composition, the geometry of faces, and how value, colour and temperature work together to create realistic pictorial quilts, as well as a brief overview of her techniques for photo editing, fused applique and thread painting. Be inspired to create your own portrait quilt from a cherished photo.


Friday

Lecture/Talk

1 hr

## Original Design by Internal Dividing: Pentagon

Kenzo Nakamura, Japan



Internal dividing is a simple geometric idea, for example, to divide an equilateral triangle into four small equilateral triangles.

By using this internal dividing, the variety of designs will be greatly expanded, and you can make your own original design by knowing how to use it. In this lecture, Kenzo will introduce how to use internal dividing, explaining the creation of original design using pentagons and will also provide hand-outs to all attendees. He will also explain the related patterns introduced in the BP&Q magazine "Colour Me!" If you have felt overwhelmed about the idea of designing your own quilt, this new method will help you create your own original quilt design.

Sunday

Lecture/Talk

1 hr

## Original Design by Internal Dividing: Tiling

Kenzo Nakamura, Japan



In this lecture Kenzo will further explore the idea of internal dividing. Internal dividing is a simple geometric idea, for example, to divide an equilateral triangle into four small equilateral triangles. By using this internal dividing, the variety of designs will be greatly expanded, and you can make your own original design by knowing how to use it. In this lecture, Kenzo will introduce how to use internal dividing, explaining the creation of original design using Archimedes tiling, and will also provide handouts to all attendees. If you have felt

overwhelmed about the idea of designing your own quilt, this new method will help you create your own original quilt design.


Thursday

Lecture/Talk

1 hr

## Paisley, the Pattern that Belongs to Us All

Jo Andrews, Haptic & Hue



If any pattern can be seen as a universal human possession – it is Paisley, which has popped up in cultures down the ages. This story will show where we think it comes from and how it has been shaped and re-shaped in by different peoples, symbolizing courtly gift giving in India, idealised Victorian womanhood in the UK, the tough ethics of American's Wild West, to the ultimate cool of 1960s psychedelic era.

Saturday

Lecture/Talk

1 hr



## Pictorial Quilt Primer

Lea McCormas, USA



This lecture will serve as an introduction for those interested in creating pictorial quilts based on photographs. The lecture will address the selection of inspiration photos: what to look for and what to avoid, with a follow-on to photo editing topics: cropping and the 'Rule of Thirds', grayscale, posterizing, and resizing. Additionally, Lea will address important concepts related to colour, such as scheme, value and temperature. Finally, the presentation will turn to elements of composition to include line, balance, contrast, and repetition, and will conclude with a question and answer session as time allows.

Sunday

Lecture/Talk

1 hr

## Quilting is my Therapy: More than Just a Hashtag

Rose Parr, Canada



Join author Rose Parr to examine "The Connection Between Art, Healing and Public Health", which analysed over 100 studies that

found benefits ranging from increased brain productivity, enhanced self-esteem, and lessening the effects of serious health conditions. Is it the creating or the giving? Is the connection deeper when we've made a group project? Crafting is therapeutic for more than just the creator as now more than ever makers are using their art to not only heal themselves but also to express their views on social injustice in its many forms. Sit, relax and enjoy this therapeutic discussion.

Sunday

Lecture/Talk

45 mins

## Quilting with a Walking Foot

Judi Kirk



Many sewing machines are supplied with a walking foot or have a dual feed system. They can be used for so much more than simply sewing on a quilt binding or stitching in the ditch. Intended for those who want to know how to use their walking foot (or their dual feed system) more effectively, this talk covers both simple and complex quilting designs, utilising straight lines, curves, spirals and decorative stitches. It also includes suggestions for thread and needle choices. Judi Kirk has been quilting for nearly 30 years and is the main contributor of the Complete Guide to Patchwork and Quilting series.

Thursday and Saturday

Lecture/Talk

1 hr

## Recycling Old Jeans into Quilts & More

Paula Doyle



For the past two years Paula has been on a mission to use old jeans, with a view to use every bit of the jeans, so that none of them go into landfill. She will be showing you how she makes her easy RAVIOLI quilts and some amazing machine made Boro jean fabric that can be used in making cushions and bags. Find out how to use your old blue jeans and shirts to make clever quilts, bags, cushions and several other crafted items.

Saturday

Lecture/Talk

45 mins



## Remaking of Jane Austen Coverlet: 200 Year Old Art Cindy Cloward, Riley Blake Designs



This is a powerpoint presentation that highlights the remaking of the fabrics found in the coverlet quilt. From initial stages to the production of fabric, Cindy takes you through the different stages of the remaking of this extraordinary quilt. You will have a newfound appreciation for the painstaking details that went into these reproduction fabrics. Riley Blake Designs has reproduced these beautiful floral prints and designs to highlight this extraordinary part of British history. Cindy also discusses the companion prints included in the collection. RBD used music hand-written by Jane Austen, as well as passages from her personal letters to produce a unique added fabric edition to the collection. These original treasured pieces of history are owned by Jane Austen's House – an independent museum and charity in the UK. Riley Blake Designs is proud to partner with the Jane Austen House. The museum has received over \$80k thus far from proceeds of the sales of these fabrics.

**Thursday**

Lecture/Talk

1 hr

## Sew Smart: Ergonomics of Healthy Quilting Rose Parr, Canada



Rose has been sewing for 40 years, quilting for 30, and personal training for 17. She also lives with arthritis so she really knows how to use ergonomics to minimize pain and maximize sewing time. Be ready to learn about: the ergonomics of sewing, pressing, cutting, and the best way to handle your handiwork. Her stretches are designed for quilters' trouble spots including text neck, tight shoulders, lower backache, carpal tunnel syndrome prevention, and they can all be done right in your sewing room, without getting down on the floor. Plus lots of other tips so we can sew smart to sew long!

**Saturday**

Lecture/Talk

1 hr

## Showstoppers: 20 Masterpiece Quilts from USA & UK

Mary Fons



If you've ever attended a Mary Fons lecture, you know you're in for a treat. Passionate and deeply knowledgeable about quilt history and culture, Mary delights in sharing what she knows with fellow "quilt nerds". In this exclusive FoQ '22 presentation, you'll see showstopping quilts from both sides of the pond and learn all about the makers and their masterpieces. Whether made by famous quiltmakers (Ann West, Pauline Burbidge, Susan McCord) or by those whose names have been lost to time, all 20 of the quilts in Mary's lecture will inspire and encourage us all.

**Friday**

Lecture/Talk

1 hr



## Surface Design & Embellishments for Quilts

Linda Seward



An experienced judge, Linda will closely examine a variety of surface design and embellishment techniques to see how they complement a quilt. Dyeing, slashing, stamping, stencilling and mono printing as well as discharging, foiling and rusting will be covered. Linda will talk about acid etching, marbling, snow dyeing and cyanotype. She will show how Angelina fibres, metal, hand and machine embroidery, thread painting, couching, beading and bobbin work can be used on a quilt. Detailed close-ups will provide a good understanding of each technique and how it might enhance your own work.

Friday

Lecture/Talk

45 mins

## Temperature Quilts and How to Make One

Jo Avery



A temperature quilt is created by assigning certain fabrics to specific temperatures. These are used to record daily temperatures in

your local area in the current year but could also represent another place or time entirely. Using her own hands-on experience Jo will be sharing practical advice on how to go about starting this project along with many amazing examples of different temperature quilt approaches including some that add in other daily weather and mood aspects. She will also highlight the many other craft techniques that can be used for recording temperature.

Thursday

Lecture/Talk

45 mins

## Text and Context in Quilts

Heather Audin, The Quilters' Guild



Curator Heather Audin will explore the theme of historic and contemporary quilts that feature words and text from The Quilters' Guild Museum Collection, which can be seen by visitors in their own gallery at the Festival of Quilts. The exhibition has been co-curated by members of Contemporary Quilt, a Specialist Interest Group of The Quilters' Guild, and is linked to their juried exhibition 'Uncharted', whose works and selection process will also be explored in this talk.

Friday

Lecture/Talk

1 hr

## The Lights and Shades of Nature

Pat Archibald



Pat concentrates on making art quilts that explore aspects of her travels to remote places worldwide. In this lecture she will describe and demonstrate her technique of painting with acrylic inks and then overlaying the paint with net to create depth and form to the organic shapes or characters that she is portraying.

Sunday

Lecture/Talk

1 hr



## The Quilters Ergonomic Tool Box

Rose Parr, Canada



Today's quilter has so many helpful tools, gadgets and notions to choose from. Have you ever wondered which ones are worth purchasing? Rose is an advocate for "try before you buy", but now you don't have to buy to try, she has done it for you! She has also done the research and will demonstrate the pros and cons of a variety of tools to help make your sewing as ergonomic and pain-free as possible. If you've ever wanted to try a specific tool or learn how to use the one you have, now is your chance. This is an interactive lecture with time for students to test drive new tools and learn more ergonomic, pain-free ways to use the ones they already own.

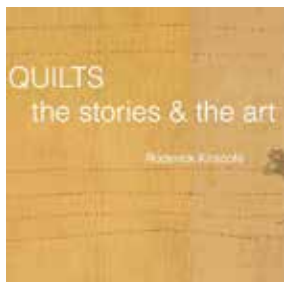
Saturday

Lecture/Talk

45 mins

## Unconventional and Unexpected

Roderick Kiracofe, USA



From a 40-year involvement with quilts, Roderick Kiracofe will look at quilts from a historical and a contemporary art perspective.

Mr Kiracofe has authored multiple texts on quilts including *Unconventional & Unexpected: American Quilts Below The Radar, 1950-2000*. He believes that quilts need to occupy the same space as other contemporary art in museums, galleries, and collections.

Saturday

Lecture/Talk

1 hr

## What If? Endless Possibilities

Sue Bouchard, USA



Sue spent this time exploring the ways to combine styles and potential of all the techniques we can use to design our quilts. During this presentation, she covers instruction on how to design your own patterns for English Paper and Foundation piecing. This patchwork is then combined with traditional and/or improv to create a unique one of a kind pattern. Innovative uses for pre-cuts, such as Fat quarters, Jelly rolls and Charm packs are shared along with creative ways to improve your basic piecing skills. She shares many quilt samples and offers ideas on how you can think out of the box. Handout provided to all attendees.

Saturday

Lecture/Talk

45 mins

## When is Fibre Art, Fine Art?

Lea McCormas, USA



As art quilts gain recognition as legitimate fine art, many quilters are left wondering, "Is my work art, or craft?" Award-winning artist, author, teacher, Lea McComas creates realistic pictorial art quilts. Her work has been featured in numerous publications and exhibited in galleries and juried shows nationally and internationally. Recently, she was asked to speak before a conference of Nationally Certified Art Quilt Judges in the United States. She shares the concepts and principles that she believes judges should look for, and that aspiring fibre artists can use to elevate their work to the level of fine art.

Saturday

Lecture/Talk

1 hr

