

Shortlisted for
Best Consumer Show
in the EN Awards 2019!

THE FESTIVAL OF QUILTS

EUROPE'S ULTIMATE
QUILTING DESTINATION



Talks, Lectures
and Demonstrations



Baltimore Album (Quilt Museum and Study Center, Nebraska). Maker unknown, circa 1845-1855

1st – 4th August 2019
Halls 7,8 & 9 | NEC, Birmingham, England

Visit www.thefestivalofquilts.co.uk or call
0844 858 6749 (+44 115 896 0099 if calling from outside the UK)



Lectures and Demonstrations

Timetables

Code	Time	Title	Tutor	Room	Style	Level	Standard Price	Guild Price
------	------	-------	-------	------	-------	-------	----------------	-------------

Thursday 1st August

500	10:30	Templates, Rulers & Machine Quilting: A Primer Course	Patricia E Simons	Theatre, Hall 9	45 min L	AL	£9.50	£8.50
501	10:30	Plotting: An Inspiration and Source of Materials	Alice Fox	Room 20, CS	45 min L	AL	£9.50	£8.50
502	11:30	Mariners Compass Conquered: No Foundation or PP	Marti Michell, USA	Theatre, Hall 9	30 Min D	AL	£7.00	£7.00
503	11:30	Pictorial Quilt Primer	Lea McComas, USA	Room 20, CS	45 min L	AL	£9.50	£8.50
504	12:30	Birds and Feathers	Sheena Norquay	Room 20, CS	45 min L	AL	£9.50	£8.50
505	13:30	Urban Textures	Eszter Bornemisza	Room 20, CS	45 min L	AL	£9.50	£8.50
506	14:15	Jenny Doan's Trunk Show	Jenny Doan, Missouri Quilts	Theatre, Hall 9	2 hr TS	AL	£26.00*	£26.00*
507	14:30	Practical Composition	Lesley Morgan	Room 20, CS	45 min L	AL	£9.50	£8.50
508	15:30	Marti's Stash Buster Hit Parade of Quilts	Marti Michell, USA	Room 20, CS	45 min L	AL	£9.50	£8.50
509	16:15	Free Motion Quilting: Combining Motifs	Cindy Grisdela, USA	Theatre, Hall 9	45 min L	AL	£9.50	£8.50
510	16:15	All that Glitters	Vendulka Battais	Room 20, CS	30 Min D	AL	£7.00	£7.00

Friday 2nd August

516	10:30	Exploring 4 Decades of the Quilters' Guild Collection	Heather Audin	Theatre, Hall 9	45 min L	AL	£9.50	£8.50
517	10:30	Mariners Compass Conquered: No Foundation or PP	Marti Michell, USA	Room 20, CS	30 Min D	AL	£7.00	£7.00
518	11:15	Contemporary and Modern Art Quilting	Linda Seward	Room 20, CS	45 min L	AL	£9.50	£8.50
519	11:30	Dancing with Templates	Patricia E Simons	Theatre, Hall 9	45 min L	AL	£9.50	£8.50
520	12:15	Birds and Feathers	Sheena Norquay	Room 20, CS	45 min L	AL	£9.50	£8.50
521	12:30	Jenny Doan's Trunk Show	Jenny Doan, Missouri Quilts	Theatre, Hall 9	2 hr TS	AL	£26.00*	£26.00*
522	13:30	Art and Stitch Journeys	Sandra Meech	Room 20, CS	45 min L	AL	£9.50	£8.50
523	14:30	Quilting Leather	Cathy Wiggins, USA	Room 20, CS	45 min L	AL	£9.50	£8.50
524	15:30	Don't Chop off the Points	Carolyn Gibbs	Room 20, CS	30 Min D	AL	£7.00	£7.00
525	16:15	Layer, Paint and Stitch	Wendy Dolan	Room 20, CS	30 Min D	AL	£7.00	£7.00

Key: L = Lecture; D = Demo; 2 hr TS = 2 hour trunk show; AL = Any Level
 *£26 for the first 300, £29 thereafter

Code	Time	Title	Tutor	Room	Style	Level	Standard Price	Guild Price
------	------	-------	-------	------	-------	-------	----------------	-------------

Saturday 3rd August

532	10:30	Being T(here)	India Flint	Theatre, Hall 9	45 min L	AL	£9.50	£8.50
533	10:30	Sew Smart: Ergonomics of Healthy Quilting	Rose Parr, Canada	Room 20, CS	45 min L	AL	£9.50	£8.50
534	11:30	Modern V Traditional Quilts	Sue Bouchard, USA	Theatre, Hall 9	45 min L	AL	£9.50	£8.50
545	11:30	Art and Stitch Journeys	Sandra Meech	Room 20, CS	45 min L	AL	£9.50	£8.50
536	12:30	Jenny Doan's Trunk Show	Jenny Doan, Missouri Quilts	Theatre, Hall 9	2 hr TS	AL	£26.00*	£26.00*
537	12:30	Introduction to Hand Quilting	Carolyn Gibbs	Room 20, CS	30 Min D	AL	£7.00	£7.00
538	13:15	Inspiration – Origin and Outcome	Lesley Morgan	Room 20, CS	45 min L	AL	£9.50	£8.50
539	14:15	Colour Theory for Quilts	Jo Avery	Room 20, CS	45 min L	AL	£9.50	£8.50
540	14:45	Making Sense of a Studio Life: 45 Years and Counting	Michael James	Theatre, Hall 9	45 min L	AL	£9.50	£8.50
541	15:15	Bojagi: Korean Wrapping Cloths & Contemporary Makers	Sara Cook	Room 20, CS	45 min L	AL	£9.50	£8.50
542	15:45	Marti's Stash Buster Hit Parade of Quilts	Marti Michell, USA	Theatre, Hall 9	45 min L	AL	£9.50	£8.50
543	16:15	Layer Paint and Stitch	Wendy Dolan	Room 20, CS	30 Min D	AL	£7.00	£7.00
544	16:45	Lights, Darks & Shades of Nature	Pat Archibald	Theatre, Hall 9	30 Min D	AL	£7.00	£7.00

Sunday 4th August

551	10:30	Making a Quilted Art Saddle	Cathy Wiggins, USA	Theatre, Hall 9	45 min L	AL	£9.50	£8.50
552	10:30	Creative Stitched Textiles	Wendy Dolan	Room 20, CS	45 min L	AL	£9.50	£8.50
553	11:30	A Colourful Quilting Journey	Jen Kingwell, Australia	Theatre, Hall 9	45 min L	AL	£9.50	£8.50
554	11:30	Design your Own Quilts	Karen Platt	Room 20, CS	45 min L	AL	£9.50	£8.50
555	12:30	Jenny Doan's Trunk Show	Jenny Doan, Missouri Quilts	Theatre, Hall 9	2 hr TS	AL	£26.00*	£26.00*
556	12:30	Polar Expressions	Sandra Meech	Room 20, CS	45 min L	AL	£9.50	£8.50
557	13:30	Sew Smart: Ergonomics of Healthy Quilting	Rose Parr, Canada	Room 20, CS	45 min L	AL	£9.50	£8.50
558	14:30	Bojagi: The Art of Wrapping Cloths	Youngmin Lee, USA	Room 20, CS	45 min L	AL	£9.50	£8.50
559	14:45	Thread Tooling: Quilting Leather	Cathy Wiggins, USA	Theatre, Hall 9	45 min L	AL	£9.50	£8.50
560	15:30	Colour Confidence for Quilters	Karen Platt	Room 20, CS	45 min L	AL	£9.50	£8.50
561	15:45	Antique British Strippy Quilts	Carolyn Gibbs	Theatre, Hall 9	45 min L	AL	£9.50	£8.50

Key: L = Lecture; D = Demo; 2 hr TS = 2 hour trunk show; AL = Any Level

*£26 for the first 300, £29 thereafter

Lectures and Demonstrations

A-Z



A Colourful Quilting Journey

Jen Kingwell, Australia

Jen has been lucky to have two wonderful careers. Her first midwifery and the second colorful fabrics. Jen will provide a delightful overview of the transition from one love to all things crafty and her stumble into quilting over 30 years ago where she has remained ever since. Jen is a traditional quilter with a very modern twist who is infatuated with scrappy designs. She will take you on a journey which covers her life as a quilt store owner, pattern writer, book author and a Moda fabric designer. She will also provide a brief show and tell of some of her most popular quilts. Don't miss this opportunity to hear about and see her unique style.

Sunday



All that Glitters

Vendulka Battais

Vendulka will demonstrate an easy way of adding a little (or as much as you'd like) glitter to your work using Marabu Glitter or Metallic liners. They are easy to use and also can be washed. You can add them before quilting or after for a

wonderful effect or to really bring your work to life. Who doesn't like a bit of bling from time to time?! Vendulka will also bring some of her work and samples for you to see their effect in an action.

Thursday



Antique British Strippy Quilts

Carolyn Gibbs

One of the most distinctive styles of quilt made during the late nineteenth and early twentieth centuries in Britain was the "Strippy Quilt". The hand quilted designs, which include cables, plaits, worms and running feathers, run from top to bottom along fabric strips of alternating colours. Come and discover how, why and when these quilts were made, illustrated with examples from Carolyn's collection.

Sunday




Art and Stitch Journeys

Sandra Meech

A 'sense of place' has always inspired sketchbooks, imagery, photography, collage and design as a starting point for Sandra's art textiles. This way Sandra various themes can be explored in a variety of ways. Whether it is

Arctic ice, endangered forests, her local landscape or the effects of climate change on our environment, this lecture will show her journey from inspiration to final textile work.

Friday



Being T(here)

India Flint

Explorers and researchers prided themselves on classifying, quantifying and naming the places, creatures and plants they encountered. A wondering wanderer takes a gentler approach, respectfully noting sounds, the kiss of the breeze, the scents carried on it and the terrain under their feet. Paying attention to the sky, the passing river and encounters with falling leaves. India's work conflates the visual and written poetics of place and memory, using walking, drawing, assemblage, mending, stitch, image-making and text as a means of mapping country, recoding and recording responses to landscape – working with cloth, paper, stone, windfall biological material, water, minerals, bones, the discarded artefacts and hard detritus of human habitation, the local weed burden. "I negotiate a path between installation, printing, painting, drawing, writing and sculpture. The work of each day, philosophically rooted in topophilia (the love of place) literally begins with a walk. In this lecture I will share stories and images of my responses to place... as well as the unrolling of a bundle" said India.

Saturday



Birds and Feathers

Sheena Norquay

This powerpoint presentation is about work inspired by seabirds and by Sheena's late father's peacock. She will explain how she designed samples and selected thread colours for the Seabird and Peacock thread collections for Aurifil. Machine and hand applique, embroidery and quilting techniques which were used in creating the pieces will be illustrated as well as techniques used for painting, printing and stenciling some of them. You will see lots of ideas in this presentation so hope you will be inspired and learn something new.

Thursday & Friday



Bojagi: Korean Wrapping Cloths & Contemporary Makers

Sara Cook

For centuries textiles were one of the few ways Korean women could express their creativity. Until the 1950s they were used to wrap, carry or cover everything from bedding and clothes to food dishes and for religious rituals. Different seams were traditionally used to join together ramie, hemp and silk organza fabrics into these beautiful often translucent cloths. The designs and symbolism in Bojagi now inspire many textile artists around the world. You will see how bojagi has been reinterpreted in many different ways including in mixed media and temporary land art.

Saturday



Bojagi: The Art of Wrapping Cloths

Youngmin Lee, USA

Bojagi, the art of Korean wrapping cloths, embodies the philosophy of recycling, as the cloths are made from remnants of leftover fabric. It also carries wishes for the well-being and happiness of its recipients. It is also strikingly contemporary: the designs and colours of bojagi remind one of the works of modern abstract artists. Bojagi can be described as a true form of abstract expressionism. Youngmin Lee will talk about history, culture and interesting details of bojagi during this lecture.

Sunday



Colour Confidence for Quilters

Karen Platt

Master colour with confidence and learn to go beyond the colour wheel. Karen will provide professional tips to understand colour in theory and in practice. You'll get to grips with how colour works and how your colour choices effect your finished quilt. She will cover tips including using a single colour, selecting fabrics, colour matching, putting colours together and a brief mention of dyeing.

Sunday



Colour Theory for Quilts

Jo Avery

Do you have trouble choosing colours for your quilts? Help is at hand with this informative lecture from a quilter who is well known for her confident use of colour. Jo will be helping you tap into the visualisation tool inside your head, explaining how to use a range of colour wheel exercises, suggesting ways you can improve your fabric buying and how to use tones. Plus she'll tell you how to develop your very own signature colour palette.

Saturday



Contemporary and Modern Art Quilting

Linda Seward

This talk features the work of over 35 textile artists who are making exciting Contemporary and Modern art quilts. Linda will define what a Modern quilt is, and illustrate how it differs from a Contemporary quilt by comparing examples of similar styles/designs. By the end of the talk you'll be able to differentiate between them quite easily. Photographs and detailed close-ups will explore the diversity of work being created today by both types of quilters. Photo by Latifah Saafir.

Friday



Creative Stitched Textiles

Wendy Dolan

In this illustrated talk, Wendy will explore the exciting world of stitched textiles. An experienced artist, tutor, and author she will share her techniques of layering, painting and stitching, encouraging you to experiment at home. Considering where ideas come from and the importance of design she will guide you through the creative process. Textured surfaces can be created using a combination of techniques. Layers of natural fabrics – cotton, calico, scrim, muslin, silk, batting etc. can be applied and then worked into with freehand machine and hand stitching. Cable stitch and whip stitch, using thicker yarns on the machine and altering tensions can add to the surface textures, along with the application of three dimensional fabric mediums. These textured surfaces can then be painted with fabric paint before embellishing the surface with coloured threads. The talk will be illustrated with examples of the many ways these techniques can be applied, from pictures, wall hangings and quilts to wedding garments and large commissioned stage curtains. Wendy is the author of Search Press’s bestselling publication Layer, Paint and Stitch which gives an in depth exploration of these exciting textile techniques.

Sunday



Dancing with Templates

Patricia E Simons

Have you ever dreamed of being able to create your own quilting designs? Are you convinced the artistic fairy bypassed you when she was handing out talent? Learn how to move templates to create stunning designs that look complicated, but are in reality the simplest of shapes. Learn four techniques for moving templates which can be used by all regardless of your method of quilting (hand, domestic machine, long, mid, or short-arm machine). How to transfer the design to your quilt using a variety of methods will be discussed. Learn how to release the creativity inside you.

Friday



Design your Own Quilts

Karen Platt

Come and find out about the 12 steps to quilt design success. Discover how to design your own quilts from fabric and colour choices to elements of design. You’ll walk away with simple tips to enhance any quilt design. If you think you cannot design your own quilt, come along and learn. You’ll gain insight into the designing process applicable to both traditional and modern quilts.

Sunday



Don’t Chop off the Points

Carolyn Gibbs

Many interesting blocks can be made using half-square triangle units or flying geese units, but it is easy to chop off the points when stitching them together, giving disappointing results. Come and watch Carolyn make this “Magic Cross Design” block. You will discover the tips for cutting, pressing and stitching that will help you to get better results in all your machine-stitched patchwork, including how to achieve perfect points!

Friday



Exploring 4 Decades of the Quilters’ Guild Collection

Heather Audin

2019 marks the 40th anniversary of The Quilters’ Guild, and four decades of The Quilters’ Guild Collection. This talk, which builds on the items on display in The Quilters’ Guild Collection gallery, explores the interesting evolution of The Collection – from the first acquisitions in 1979 to the range of beautiful, skillful and iconic pieces that now form a nationally significant collection of unique textiles dedicated to the crafts of Patchwork, Quilting and Applique.

Friday



Free Motion Quilting: Combining Motifs

Cindy Grisdela, USA

Are you curious about using different stitch motifs in your free motion quilting? Award winning artist Cindy Grisdela shows you how in this fun lecture. Put different motifs in different areas of your quilt or mix it up all in the same space! Cindy uses her quilts as examples to give you ideas you can put to use in your next quilt.

Thursday



Inspiration – Origin and Outcome

Lesley Morgan

Inspiration “It is a dangerous business Frodo, going out of your front door. Step into the road, and if you don’t keep your feet, there is no knowing where you might be swept off to”. Leslie examines inspirations to get ideas and how to interpret them into an effective personal composition.

Saturday



Introduction to Hand Quilting

Carolyn Gibbs

Want to try hand quilting, but not sure where to start? Carolyn will discuss how to choose suitable fabric, wadding, designs and equipment.

She will then show you how to layer your quilt sandwich and mark out the design, followed by a demonstration of the rocking stitch. You will be able to take away instructions and a free pattern to stitch a beautiful feathered hearts design for a cushion.

Saturday



Jenny Doan’s Trunk Show

Jenny Doan, Missouri Quilts

Jenny’s trunk show is two hours of humour, laughter and even a few tears. Jenny will share her story, which includes how she got started quilting, how MSQC came to be and how this quilting phenomenon has impacted her life. You’ll learn her quick and easy quilting tips and techniques to make many of the quilts featured in her tutorials. If desired, after her show, Jenny will be available for a brief meet and greet to sign autographs and take pictures.

Everyday




Layer Paint and Stitch

Wendy Dolan

Wendy will share her exciting world of stitched textiles in this demonstration. An experienced artist, tutor, and author she will show her techniques of layering, painting and stitching, encouraging you to experiment at home. Inspired by the landscape and working from a photograph and sketch, a variety of natural fabrics, calico, silk noil, scrim, cotton batting, will be layered to create a textured surface. This will then be worked into with freehand machine stitching. Three

dimensional fabric mediums will be applied before painting the textured surface with water based fabric paints. Freehand machine stitching will then be added using coloured machine threads to emphasise the design details and add to the surface texture. Wendy is the author of Search Press’s bestselling publication Layer, Paint and Stitch which gives an in depth exploration of these exciting textile techniques. Wendy will have samples of each developmental stage to show as she demonstrates the different techniques so the full process can be appreciated. Additional techniques such as cable stitch, using thicker yarn in the bobbin of the machine will be explained.

Friday & Saturday




Lights, Darks & Shades of Nature

Pat Archibald

Join Pat for this demonstration of just how easy it is to paint Lutradur (a spun bonded textile) to produce a realistic figure from a photograph that can then be applied to a fabric background. Enhance the effects by adding stitching and gilding to create depth and a touch of luxury. No artistic ability is required, and you will leave the demonstration with many ideas of how you apply this technique to your own work.

Saturday



Making a Quilted Art Saddle

Cathy Wiggins, USA

Have you seen pictures of Cathy’s beautiful quilted art saddles that were featured at the 2018 International Quilt

Festival? Each saddle was created using a traditional saddletree and quilted leather panels she quilted on her longarm. Yes, on her longarm! Cathy steps you through her creative process from design to building the actual saddle. This lecture will inspire you and make you believe that anything is possible.

Sunday



Making Sense of a Studio Life: 45 Years and Counting

Michael James

Referring to his textile work, people often ask Michael James “Why are these quilts? Why aren’t they paintings?” Neither ‘fish nor fowl’, James’s quilts have been difficult for some people to categorize. In this talk he’ll try to address the ambiguity inherent in his work and how he long ago came to terms with it. He’ll reflect on over forty years of studio production and the quality of creative life it brought him.

Saturday



Mariners Compass Conquered: No Foundation or PP

Marti Michell, USA

You can move Mariner’s Compass to the top of your “bucket list” with the From Marti Michell Mariner’s Compass template sets, available in two sizes – 14” finished circle on 18” block or 20” circle on 24” block. Each set contains 6 acrylic pieces carefully designed for you to easily make 16 point, 32 point, split points, halos and fussy cut variations of

Mariner’s Compass. All of the variations will be demonstrated and are created as part of the cutting process. The basic “no Y-seams”, no paper-piecing unit is the same regardless of the variation. Marti will also demonstrate her reverse applique finishing technique.

Thursday & Friday



Marti’s Stash Buster Hit Parade of Quilts

Marti Michell, USA

If you love machine-piecing quilts, you’ll really enjoy Marti’s stash-buster trunk show. It both celebrates and simplifies making patchwork quilts. Get inspired with 30 or more quilts in 45 minutes. One of Marti’s favourite questions is “Why use 6 fabrics in a quilt if you could use 60?” So, if you like scrap quilts too, the trunk show will be double the pleasure! Hexagons, Log Cabin, Kaleidoscope, Pineapple, Mariner’s Compass, Double Wedding Ring and more! From Marti Michell acrylic tools for rotary cutting will make your quilting life more enjoyable! Learn tricks for consuming fabric quickly without sacrificing style.

Thursday & Saturday




Modern V Traditional Quilts

Sue Bouchard, USA

Come and find out what characteristics determine if a quilt is considered to be Modern or Traditional. The word ‘Modern’ typically refers to a current place in time, but in quilting it refers to a style. Sue will share many examples of what makes a quilt Modern,

by pointing out the modern quilt principals presented in each quilt. Graphic colours, Improvisational Piecing, Cropping, Minimalism and Scale are just some of the design principals she will cover in her presentation. Handout included.

Saturday




Pictorial Quilt Primer

Lea McComas, USA

This lecture will serve as an introduction for those interested in creating pictorial quilts based on photographs. The lecture will address the selection of inspiration photos: what to look for and what to avoid, with a follow on to these photo editing topics: cropping and the “Rule of Thirds”, grayscale, posterizing, and resizing. Additionally, Lea will address important concepts related to colour, such as scheme, value, and temperature. Finally, the presentation will turn to elements of composition to include line, balance, contrast, and repetition, and will conclude with a question and answer session as time allows.

Thursday



Plotting: An Inspiration and Source of Materials

Alice Fox

Over the last two years Alice has used her allotment as a focus, both for creative inspiration and as a source of materials. During the talk she will outline the steps she took to investigate the potential of the site, the types of objects and materials

available to experiment with and some of the processes used to record the plot. Alice will tell the story of the unfolding creative project and her deepening relationship with this little plot of land.

Thursday



Polar Expressions

Sandra Meech

Originally inspired by a visit to Inuit communities in northern Canada to study caribou skin clothing and Inuit textiles, Sandra has continued her passion for polar regions – arctic landscapes, iceberg and glaciers. This lecture follows her story. More recently she travelled to Antarctica and shares her experiences and inspiration through her art, photography, sketchbooks and stitch textiles.

Sunday



Poppy Print, The Search for Signature Style

Krista Hennebury, Canada

In this lecture Krista shares her strategies for finding your own unique quilting voice in the face of constant exposure to inspiring work by others in social and print media. She uses examples of her own evolution from traditional quilter to “traditionally informed modern quilter” throughout her 20 years of quiltmaking and 10 years of blogging, designing, teaching and active social media participation. You’ll see real life examples of creative actions we can take as quilters to explore ideas along the road to creating original work.

Saturday



Practical Composition

Lesley Morgan

Composition and design do not have fixed rules, but a number of guidelines, choices and combinations do exist. Discover the principles that we can use to make a quilt, hanging or embroidery successful or a combination of contrasts and harmonies that help us understand why our piece is not working.

Thursday



Quilting Leather

Cathy Wiggins, USA

Yes you can create with leather! Come hear how easy it is to quilt leather with your home sewing machine! Cathy Wiggins, the pioneer of quilting leather, will cover everything you need to know, from choosing the right leather, needle and thread, to layering for quilting, applying binding and more.

Friday



Sew Smart: Ergonomics of Healthy Quilting

Rose Parr, Canada

Whether you are on a domestic or longarm – Quilting can be a real pain in the neck. Rose has been

sewing for 40 years, quilting for 30 and a Personal Trainer since 1995. In addition she holds certifications in Ergonomics, Nutrition, Arthritis and Older Adult Training. Healthy quilting includes: the ergonomics of sewing, pressing, cutting, FMQ and longarm quilting, as well as stretches designed for quilters’ neck, sore shoulders, lower backache and carpal tunnel syndrome prevention. We’ll also look at the importance of hydration and movement and other tips so we can all sew smart, to sew long.

Saturday & Sunday



Templates, Rulers & Machine Quilting: A Primer Course

Patricia E Simons

Are you ready to take the next step beyond stitching in the ditch and meandering with your home machine? Perhaps you have heard of a particular foot you can put on your home machine to use templates when quilting? Or perhaps you have a mid or long-arm machine and you want to try using templates? Learn the basics of machine quilting with templates (aka rulers). Find out: why templates are made out of different thicknesses; strategies for getting really small or achieving points. Get the facts and knowledge before you leap into the exciting world of templates and all the possibilities available.

Thursday



Thread Tooling: Quilting Leather

Cathy Wiggins, USA

Cathy’s father was a leather tooler

and carver. She inherited his tools but soon realized she quilted much better than she tooled leather, so she set out to create the illusion of tooled leather using quilting and dyes. In this lecture, Cathy steps you through her 'thread tooling' process from quilting to dying and shows you how she's used this technique to create beautiful pieces of art.

Sunday



Urban Textures

Eszter Bornemisza, Hungary

Eszter Bornemisza is a fiber artist living in Budapest, Hungary working with recycled paper, textiles and other found soft materials. The basic process of her creation is machine stitching, with additional elements of printing, dyeing and painting. Having made art quilts for more than ten years, her interest has turned to creating transparent wall-hangings, objects and installations using ripped, overprinted newspaper. Join her as she talks about, her inspirations, the stories behind them and her technical experiments "The theme of my work revolves around ideas that reflect our relationship with urban life. The fragmented, distorted or disintegrated city plans are used as imprints of our systematized living. Like labyrinths they offer rich ground for associations, deepening our understanding of urban life," Eszter said. Her work also addresses issues related to past and present cultures of a place: its layers of existence. Imprints of ages in the ground and in our minds; traces and their meanings for us; and all of their personal and social narratives are in the focus of her interest.

Thursday