

9th – 12th August 2018
NEC, Birmingham, England

THE FESTIVAL OF QUILTS

EUROPE'S ULTIMATE
QUILTING DESTINATION

For more information visit www.thefestivalofquilts.co.uk
or call 0844 581 1289 (+44 121 796 6347 from outside the UK)

Talks, Lectures and Demonstrations
Timetable and detailed information



1718 Patchwork Coverlet

Important information

Academy classes are 90 minutes, half day or full day sessions. This year we also have some 45 minute and 90 minute lectures or demonstrations from leading international experts.

For many of the workshops, there is an additional charge for materials provided to make the project by the tutor. This amount is noted in the description. Please come prepared to pay this amount in cash directly to the tutor.

There may also be a supply list of materials for you to bring. Please check the description of your chosen class and download the supply list PDF for the class code you are doing using the link provided in the email confirmation. NB: If your tickets are being posted to you, the supply list (s) will also be posted.

If you opt for E-tickets, please do print off workshop tickets which need to be handed to the tutor of the class.

We also advise you to bring a basic sewing kit – dressmaking shears, embroidery scissors, pins, needles and marking pens. We do have some equipment that can be loaned if this is difficult for you which includes the basic kit and cutting boards, rotary cutters and rulers.

All classes requiring machine sewing are equipped with sewing machines. Rooms 19 and 21 will be using Bernina machines. Rooms 16, 17, 18, 22, and 23 will be equipped with Janome sewing machine (Model CXL301, a basic entry level computerised sewing machine).



Talks, Lectures and Demonstrations

Thursday 9th August

Code	Start Time	Title	Tutor Name	Style	Room	Standard Price	Guild Member
500	10:30	Hodgepodge: Making it Happen!	Nancy Crow	45 mins L	Theatre, Hall 9	£11.00	£11.00
501	10:30	Cultivating Confidence in Free Motion Quilting	Sarah Humphreys	30 min D	Room 20, CS	£7.00	£7.00
502	11:15	Stitching, Mending & Making Do: Gathering the Threads	Christine Chester & Lynn Knight	45 mins L	Room 20, CS	£9.00	£8.00
503	12:30	Quilts from Utility to Art	Linda Seward	45 mins L	Room 20, CS	£9.00	£8.00
504	13:30	Translating Ideas into Fabric	Kate Findlay	45 mins L	Room 20, CS	£9.00	£8.00
505	14:30	Discovering Islamic Geometric Design	Eric Broug	45 mins L	Theatre, Hall 9	£11.00	£11.00
506	14:30	Layer, Paint and Stitch	Wendy Dolan	30 min D	Room 20, CS	£7.00	£7.00
507	15:30	Ultimate Borders	Cindy Needham, USA	30 min D	Theatre, Hall 9	£7.00	£7.00
508	15:15	Art and Archives: Explore Ruth Singer's Criminal Quilts Exhibition	Ruth Singer	45 mins L	Room 20, CS	£9.00	£8.00
509	16:15	Tips, Tricks & Techniques from 50 years of Quiltmaking	Cindy Thury Smith, USA	45 mins L	Theatre, Hall 9	£9.00	£8.00
510	16:15	Bags Galore, Bases, Bottoms and a Whole Lot More	Jennie Rayment	30 min D	Room 20, CS	£7.00	£7.00

Key: 45 mins L - 45 minute Lecture; 30 min D - 30 minute Demonstration; 90 min L - 90 minute Lecture; CS - Concourse Suite

Friday 10th August

Code	Start Time	Title	Tutor Name	Style	Room	Standard Price	Guild Member
518	10:30	Be Free!	Ricky Tims, USA	90 min L	Theatre, Hall 9	£25.00	£25.00
519	10:30	Colour and Illusion 3D Design	Jan Hassard	30 min D	Room 20, CS	£7.00	£7.00
520	11:15	What Do Judges Look For?	Brenda Wroe, Quilters' Guild	45 mins L	Room 20, CS	£9.00	£8.00
529	12:45	Exploring Two Different Worlds - Concrete & Grassland	Lisa Walton, SAQA	45 mins L	Theatre, Hall 9	£11.00	£11.00
522	12:30	Contemporary & Modern Art Quilters	Linda Seward	45 mins L	Room 20, CS	£9.00	£8.00
523	13:30	Celebrating 300 Years of 1718 Silk Patchwork Coverlet	Heather Audin, Quilters' Guild	45 mins L	Room 20, CS	£9.00	£8.00
524	14:00	The Rhapsody Revolution	Ricky Tims, USA	90 min L	Theatre, Hall 9	£25.00	£25.00
355	14:00	Divide and Design Long Arm Quilting with Lisa H Calle	Lisa H Calle, USA	45 mins D	Room 21, CS	£25.00	£25.00
525	14:30	Layering Fabrics & Stitches: Mixed Media for 3D Shapes	Isobel Hall	45 mins L	Room 20, CS	£9.00	£8.00
356	15:00	The Power of Three: Long Arm Quilting	Lisa H Calle, USA	45 mins D	Room 21, CS	£25.00	£25.00
526	15:30	Jane Austen's Quilt	Sue Dell	45 mins L	Room 20, CS	£9.00	£8.00
527	15:45	For the Love of Linen Trunk Show	Cindy Needham, USA	45 mins L	Theatre, Hall 9	£11.00	£11.00
359	16:00	Size, Spacing and Scale: Long Arm Quilting	Lisa H Calle, USA	45 Mins D	Room 21, CS	£25	£25.00
528	16:30	A Journey in Mental Health with Textiles as a Companion	Louise Jessup	45 mins L	Room 20, CS	£9.00	£8.00

Key: 45 mins L - 45 minute Lecture; 30 min D - 30 minute Demonstration; 90 min L - 90 minute Lecture; CS - Concourse Suite



Saturday 11th August

Code	Start Time	Title	Tutor Name	Style	Room	Standard Price	Guild Member
536	10:30	Eleven Cool Things Every Quilter Should Know	Ricky Tims, USA	90 min L	Theatre, Hall 9	£25.00	£25.00
537	10:30	Ultimate Stencils	Cindy Needham, USA	30 min D	Room 20, CS	£7.00	£7.00
538	11:15	Back to Square One	Sheena Norquay	45 mins L	Room 20, CS	£9.00	£8.00
539	13:00	Colour Concepts and Fabric Dyeing	Ricky Tims, USA	90 min L	Theatre, Hall 9	£25.00	£25.00
540	12:15	Contemporary & Modern Art Quilters	Linda Seward	45 mins L	Room 20, CS	£9.00	£8.00
541	13:15	Painted and Guided Leaves in Lutradur	Pat Archibald	30 min D	Room 20, CS	£7.00	£7.00
542	14:00	Original Celtic Designs in Minutes	Angela Madden	45 mins L	Room 20, CS	£9.00	£8.00
543	15:00	Colour Theory for Quilts	Jo Avery	45 mins L	Room 20, CS	£9.00	£8.00
545	16:00	Use Decorative Stitches in your Machine Quilting	Valentina Bukeeva, Sweden	30 min D	Room 20, CS	£7.00	£7.00

Key: 45 mins L - 45 minute Lecture; 30 min D - 30 minute Demonstration; 90 min L - 90 minute Lecture; CS - Concourse Suite

Sunday 12th August

Code	Start Time	Title	Tutor Name	Style	Room	Standard Price	Guild Member
554	10:30	Templates/Rulers & Machine Quilting: A Primer Course	Patricia Simons, USA	45 mins L	Theatre, Hall 9	£9.00	£8.00
555	10:30	Create Beautiful Invisible Applique by Machine	Dawn Cameron Dick	30 min D	Room 20, CS	£7.00	£7.00
556	11:30	Once More into the Bleach!	Mary McIntosh	30 min D	Theatre, Hall 9	£7.00	£7.00
557	11:15	From Paper Silhouette to Stunning Quilts	Angela Madden	45 mins L	Room 20, CS	£9.00	£8.00
558	12:15	Easy Stack Quilts	Paula Doyle	45 mins L	Room 20, CS	£9.00	£8.00
559	12:15	KEYNOTE TO BE CONFIRMED		45 mins L	Theatre, Hall 9	£11.00	£11.00
560	13:00	A Journey in Mental Health with Textiles as a Companion	Louise Jessup	45 mins L	Room 20, CS	£9.00	£8.00
561	13:30	Jane Austen's Quilt	Sue Dell	45 mins L	Theatre, Hall 9	£9.00	£8.00
562	14:00	Creative Stitched Textiles	Wendy Dolan	45 mins L	Room 20, CS	£9.00	£8.00
422	14:00	Showing off! Long Arm Quilting	Linzi Upton	45 mins D	Room 21, CS	£20.00	£20.00
563	14:30	Ultimate Backgrounds	Cindy Needham, USA	45 mins L	Theatre, Hall 9	£11.00	£11.00
564	15:00	Fine Line Magic	Alicia Merrett	30 min D	Room 20, CS	£7.00	£7.00
565	15:30	Unlock your Creativity: The Key is Templates/Rulers	Patricia Simons, USA	45 mins L	Theatre, Hall 9	£9.00	£8.00

Key: 45 mins L - 45 minute Lecture; 30 min D - 30 minute Demonstration; 90 min L - 90 minute Lecture; CS - Concourse Suite



Lectures and Demos

A – Z of Class Descriptions

A Journey in Mental Health with Textiles as a Companion

Louise Jessup

Going into recovery from a long-term mental illness, Louise's quilting has grown with her, becoming more skilled and adventurous, and textiles now playing a major role in her life. Quilting has turned out to be excellent for one's mental health enhancing well-being and engagement with others. Giving a lively, engaging and inspirational talk, Louise has shared her story with many varied groups and conferences, showing her quilts and talking about her love for the medium. Now Louise makes her quilts to make people smile and the quilt 'The Dung Beetle' is on the back of the 2018 Quilters Guild Calendar. It represents a settled happy and peaceful life now.

45 mins Lecture

[Friday & Sunday](#)



Art and Archives: Explore Ruth Singer's Criminal Quilts Exhibition

Ruth Singer

Ruth Singer will discuss the complex story behind her exhibition gallery Criminal Quilts including the 2016 Fine Art Quilt Masters winner and new work on show for the first at Festival of Quilts. "Criminal Quilts" is inspired by archive research about women criminals in the West Midlands 1877 - 1916. In this talk Ruth will explain how this project came about and how the partnership with Staffordshire Record Office and Wolverhampton University was established. She will also talk about the history of the archive photographs and documents as well as explain the making of the work on show, including collaborative and community quilts.

45 mins Lecture

[Thursday](#)



Back to Square One

Sheena Norquay

The square is one of the basic shapes in quilt making. It is one of the easier shapes for beginners to deal with, yet a variety of designs, both simple and complex, can be created using techniques such as piecing, applique, fabric manipulation, printing, embroidery and quilting. This powerpoint presentation illustrates a selection of Sheena Norquay's work which has been inspired by the square over the years. You will see examples of all the techniques mentioned and hopefully be inspired to look at squares with fresh eyes and create something new and exciting.

45 mins Lecture

[Saturday](#)



Bags Galore, Bases, Bottoms and a Whole Lot More

Jennie Rayment

Every one needs bags of bags! Come and see how to make a multitude of different types of bags from a simple scrip or a sling bag to a basic tote, watch how easy it is to make a bag with boxed bottom and a broad base or a tucked in insert or even a squared off corner. Toss in a trio of bags from one square and here is your compendium of bag making - it's fast, fun and furious with bounteous bags to bedazzle!

30 min demo

[Thursday](#)



Be Free!

Ricky Tims, USA

Yes you can quilt without templates, measuring, and without quarter-inch seams. This session will cover a variety of techniques, tips, and tricks, for creating improvisational quilts without sacrificing workmanship. The 90 minute session will cover both contemporary art quilt styles as well as a very traditional grass roots traditional quilt. A booklet to take away is included.

90 mins lecture

[Friday](#)




Celebrating 300 Years of 1718 Silk Patchwork Coverlet

Heather Audin, Quilters' Guild

2018 marks the 300th anniversary of the 1718 Silk Patchwork Coverlet - the oldest known dated British Patchwork which is part of The Quilters' Guild Collection. Visitors to the Festival of Quilts this year get a very rare opportunity to see the original coverlet in person, as well as explore a dedicated gallery centred around the history and making of the piece. This talk gives visitors a further chance to explore the coverlet, looking at its origins, its construction and the historical time in which it was made.

45 mins Lecture

[Friday](#)



Colour and Illusion 3D Design

Jan Hassard

Jan specializes in piecing strata and with her unique techniques, she will demonstrate how to produce colourful, graduated 3-D designs. Also included will be, how to sort fabrics which will then be counter-cut on angles using the see-through ruler. There will be a variety of stage by stage steps plus finished quilts made by these methods which will give an overview of all the processes.

30 min demo

[Friday](#)



Colour Concepts and Fabric Dyeing

Ricky Tims, USA

This master class covers a new scientific colour theory for quilters and helps them gain confidence when choosing colour combinations with fabrics. It progresses to Fabric Dyeing where Ricky shares all of his insights and secrets to make one-of-a-kind fabrics. Finally, he will share a unique process for using those one-of-a-kind fabrics. Colour, colour, colour - and there's nothing to fear! A booklet to take away is included.

90 mins lecture

[Saturday](#)



Colour Theory for Quilts

Jo Avery

Do you have trouble choosing colours for your quilts? Help is at hand with this informative lecture from a quilter who is well known for her confident use of colour. Jo will be helping you tap into the visualisation tool inside your head, explaining how to use a range of colour wheel exercises, suggesting ways you can improve your fabric buying and how to use tones. Plus she'll tell you how to develop your very own signature colour palette.

45 mins Lecture

[Saturday](#)




Contemporary & Modern Art Quilters

Linda Seward

This talk features the exciting work of over 30 contemporary textile artists who are making exciting modern and art quilts. Linda will define what a modern quilt is, and illustrate how it differs from an art quilt. Photographs and detailed close-ups will explore the diversity of work being created today by both types of quilters. Linda will also discuss many of the tools and techniques that these artists are using, thus de-mystifying some of the processes and enabling viewers to truly appreciate the cutting-edge techniques that are being employed in the contemporary quilt world.

45 mins Lecture

[Friday & Saturday](#)



Create Beautiful Invisible Applique by Machine

Dawn Cameron Dick

Dawn will show you how to create beautiful, hand done looking applique on your sewing machine without the use of bonding webs or satin stitch! You don't need a fancy machine to do this, just a few easily obtainable products and you will soon be creating applique that looks and feels like it was hand done. Dawn has been teaching her signature Invisible Machine Applique for nearly 25 years and knows you will love adding this technique to your quilting repertoire!

30 min demo

[Sunday](#)



Creative Stitched Textiles

Wendy Dolan

In this illustrated talk, Wendy will explore the exciting world of stitched textiles. An experienced artist, tutor, and author she will share her techniques of layering, painting and stitching, encouraging you to experiment at home. Considering where ideas come from and the importance of design she will guide you through the creative process. Textured surfaces can be created using a combination of techniques, fabrics and stitches. Using thicker yarns on the machine and altering tensions can add to the surface textures, along with the application of three dimensional fabric mediums. The talk will be illustrated with examples of the many ways these techniques can be applied, from pictures, wall hangings and quilts to wedding garments and large commissioned stage curtains. Wendy is the author of Search Press's best-selling publication Layer, Paint and Stitch which gives an in depth exploration of these exciting textile techniques.

45 mins Lecture

[Sunday](#)



Cultivating Confidence in Free Motion Quilting

Sarah Humphreys

You may have heard that the key to confident free motion quilting is practice, but how do you do this? What should you practice? How can you improve your technique? During this 30 minute demo, Sarah Humphreys will show a range of creative quilting exercises to advance your quilting skills. Advice will be given on selecting tools and materials and there will be a wealth of tips and tricks for cultivating your quilting confidence. Make sure you bring a notebook.

30 min demo

[Thursday](#)




Discovering Islamic Geometric Design

Eric Broug

In this presentation, author and educator Eric Broug will show us the essential design principles of this rich visual heritage. Using many examples from Islamic art and architecture, as well as from contemporary textile arts, you will see how Islamic geometric design is a visual language that, like any other language, you can learn to read (and speak).

45 mins Lecture

[Thursday](#)



Divide and Design Long Arm Quilting with Lisa H Calle

Lisa H Calle, USA

Do you feel overwhelmed when gazing upon a quilt, feeling anxious that something creative and beautiful is beyond your scope? Have you observed pieces designed by quilters and thought, "Where do they come up with such originality?" You are not alone and the cure for such reluctance is just a step away. With Lisa's 3-step process you will approach the idea of quilting in a completely new way. You will soon discover that anyone can transform an everyday quilt into a masterpiece and turn special quilts into treasured heirlooms. Don't let fear keep you from doing what you love - let Lisa provide the freedom needed to bring out the master quilter in you! There is a maximum of 15 students in this 45 minute demo session on a Bernina Q24 long arm quilting machine. Suitable for all intermediate levels

45 min Demo

[Friday](#)



Easy Stack Quilts**Paula Doyle**


In this 30 minute demo Paula Doyle will show her new method on how to use large scale printed fabrics to create easy and stunning kaleidoscopic blocks and quilts. As well as showing how to make the blocks she will show several Easy Stack quilts where the blocks are set in various settings. She will also show uncut pieces of the original fabrics used in making the blocks, and show how the Easy Stack method is very fabric efficient and allows quilters to make quilts for any occasion.

45 mins Lecture

[Sunday](#)**Eleven Cool Things Every Quilter Should Know****Ricky Tims, USA**

This eye-opening 90 minute master class will have you shaking your head in amazement. Ricky shares a variety of ah-ha revelations that will make your quilting experience so much easier. What do the Loco Lasso, Pipe Dreams, and the Couch Potato have to do with quilting? You'll have to attend to find out. Don't be surprised if Ricky loses count and gives you one or two bonus tips! A booklet to take away is included.

90 mins lecture

[Saturday](#)**Exploring Two Different Worlds - Concrete & Grassland****Lisa Walton, SAQA**

Learn more about art quilts and the artists who create them by exploring the Concrete & Grassland exhibition with SAQA's President Lisa Walton. With over 50 pieces in all, this SAQA Global Exhibition offers contrasting interpretations of our environment, whether the rolling hills of a prairie or the confined spaces of a more urban world. Whether you appreciate the bustle of the city or prefer the calm of nature, there is something for everyone to enjoy on this creative journey.

[Friday](#)**Fine Line Magic****Alicia Merrett**

Fine lines look magical in quilts. It is one of the contemporary improvisational patchwork techniques I use a lot. I will demonstrate a very easy way of inserting fine lines into fabrics by a piecing method. They can be made either just off-the-straight, or gently curved; they can have either parallel or diverging sides. Fine lines allow creative play with colour and contrast, can be used as part of many different kinds of quilts, and allow you to achieve fascinating effects.

30 min demo

[Sunday](#)**For the Love of Linen Trunk Show****Cindy Needham, USA**

Cindy is known in the quilting world for her heirloom wholecloth linen quilts. Her trunk show showcases many of her pieces featured at her 2016 featured exhibit at the Houston International Quilt Show. She shares tips and techniques and her personal stories that are attached to each one. The program will close with The Nun's Quilt story and the new Sister Act quilt.

45 mins Lecture

[Friday](#)**From Paper Silhouette to Stunning Quilts****Angela Madden**

Cutting paper is fast, fun and a brilliant way to 'discover' unique designs for quilts. Adding a fabric twist to a traditional Japanese idea produces designs which can be themed or abstract, big or small, simple to detailed, you choose. The technique is ideal for experienced quilters or beginners, confident designers or the 'artistically terrified' guaranteeing amazing results every time.

45 mins Lecture

[Sunday](#)**Hodgepodge: Making it Happen!****Nancy Crow**

In her talk, Nancy will cover three very important parts of her recent creative life. First she will describe (with illustrations) the building of her brand new 2-story studio, a dream of 15 years finally come true, on her rural Ohio farm. Second, she will discuss the curating of two major traveling exhibitions including CIRCULAR ABSTRACTIONS: BULL'S EYE QUILTS, specifically explaining how it developed. Third, she will include a brief survey of her own studio work. Photo by J Kevin Fitzsimons

45 mins Lecture

[Thursday](#)**Jane Austen's Quilt****Sue Dell**

Jane Austen was an adept needlewoman who did plain sewing and participated in the decorative crafts of the wealthier classes. Sue Dell, who is a member of the Collections Team at Jane Austen's House Museum will deliver a fascinating and insightful talk on the unique and beautifully designed quilt Jane, her mother, and her sister stitched together and which is now displayed at Jane Austen's House Museum. Slides showing the quilt in previously unseen detail will accompany a discussion of its design, construction, conservation and historical context. The talk will conclude with information on the conception and construction of the Community Quilt, made in 2017 to mark the bicentenary of Jane's death, and on display here at the Festival of Quilts.

45 mins Lecture

[Friday & Sunday](#)**Layer, Paint and Stitch****Wendy Dolan**

Wendy will share her exciting world of stitched textiles in this 30 minute demonstration. An experienced artist, tutor and author she will show her techniques of layering, painting and stitching, encouraging you to experiment at home. Inspired by the landscape and working from a photograph and sketch, a variety of natural fabrics, calico, silk noil, scrim, cotton batting, will be layered to create a textured surface. This will then be worked into with freehand machine stitching. Three dimensional fabric mediums will be applied before painting the textured surface with water based fabric paints. Freehand machine stitching will then be added using coloured machine threads to emphasise the design details and add to the surface texture. Wendy is the author of Search Press's best-selling publication Layer, Paint and Stitch which gives an in depth exploration of these exciting textile techniques.

30 min demo

[Thursday](#)

Layering Fabrics & Stitches: Mixed Media for 3D Shapes

Isobel Hall

In this power point presentation a variety of unique vessels will be featured. The basic techniques involve layering fabrics and stitches. Items selected for discussion are those that have been created in the last three years and will include Isobel hall's latest work featuring hand made vessels created from batting and scrim. All are robust and some tell a story as they were made for her exhibition entitled PAX, WAR AND FAMINE. Isobel is basically a hand stitcher and hand stitching and mixed media is used to enhance and tell the story in her evocative stitched sculptures.

45 mins Lecture

[Friday](#)



Once More into the Bleach!

Mary McIntosh

Mary will demonstrate how using decolourant and a variety of pigments to remove and replace colour in cloth in a variety of techniques creates exciting backgrounds for stitch and applique.. See how to create sumptuously rich backgrounds ready to stitch.

30 min demo

[Sunday](#)



Original Celtic Designs in Minutes

Angela Madden

Angela will show you the fastest and easiest way to create original Celtic style interlaced, designs for any project. She will show how no special tools, artistic talent or experience is required to achieve stunning results. All you need for success is a pencil, felt pen and a piece of greaseproof paper. Designs are suitable for quilting or appliqué (raw edged or turned) and best of all everyone thinks Celtic designing is very difficult. So join Angela and don't tell them they are wrong!

45 mins Lecture

[Saturday](#)



Painted and Gilded Leaves in Lutradur

Pat Archibald

Join Pat for this demonstration of just how easy it is to paint Lutradur (a spun bonded textile) to produce a variety of realistic leaves that can then be stitched onto your projects. Enhance the effects by gilding them with metallic foils and finish by adding a touch of magic sparkle. No artistic ability is required and you will leave the demonstration with many ideas of how to use Pat's templates and techniques in your own work.

30 min demo

[Saturday](#)




Quilts from Utility to Art

Linda Seward

This lecture will appeal to anyone interested in quilts, from absolute beginners to advanced quilt makers. It features dozens of antique quilts as well as the exciting work of over 30 contemporary quilt artists. Linda defines exactly what a quilt is and how one is made. She then goes on to explore how the different traditional styles of patchwork, appliqué and wholecloth quilting were used to make utilitarian quilts in the past. Linda will then demonstrate how these basic styles have gradually developed into textile art over the years by showing photographs of art quilts with detailed close-ups. Finally Linda will show a selection of quilts that defy tradition and embrace the concept of the art quilt in all its glory.

45 mins Lecture

[Thursday](#)




Showing off! Long Arm Quilting

Linzi Upton

This is a fun demo class to show off the capabilities of Bernina Q24 longarm machine. Linzi will demonstrate the capabilities of free motion quilting using a Bernina Q24 longarm quilting machine. Students will be shown how to do couching, twin needle work, and work with unusual materials and threads. She will show examples of these techniques used on actual quilts. There is a maximum of 15 students in this 45 minute demo session. Suitable for all experience levels.

45 mins demo

[Sunday](#)



Size, Spacing and Scale: Long Arm Quilting

Lisa H Calle, USA

This class sounds just like a science experiment! These three elements – size, spacing and scale - are critical in creating a well balanced piece. Come and learn some of the secrets for ensuring that your size, spacing and scale are perfect for your quilt in this long arm quilting session. There is a maximum of 15 students in this 45 minute demo session. Suitable for all experience levels.

45 min Demo

[Friday](#)



Stitching, Mending & Making Do: Gathering the Threads

Christine Chester & Lynn Knight

Who knew that women were once warned that ready-made clothes provided an 'increased opportunity for idleness', that inter-war women who sought glamour were advised to 'stitch in the chic', and that mending could have a contraceptive value? These and other themes regarding women's lives will be explored by Lynn Knight, author of *The Button Box*, 'an ingenious tour of domestic and social history', and by textile artist Christine Chester, who will discuss how the book's themes have inspired the work in the gallery of the same name by textile group unfold For further information see Lynn Knight www.lynnknight.co.uk and Christine Chester www.unfoldtextiles.com.

45 mins Lecture

[Thursday](#)



Templates/Rulers & Machine Quilting: A Primer Course

Patricia Simons, USA

Are you ready to take the next step beyond stitching in the ditch and meandering with your home machine? Perhaps you have heard of a particular foot you can put on your home machine to use templates when quilting? Or perhaps you have a mid or long-arm machine and you want to try using templates? Join Patricia Simons and learn the basics of machine quilting with templates (aka rulers). Find out why templates are made out of different thicknesses and strategies for getting really small or achieving points. Get the facts and knowledge before you leap into the exciting world of templates and all the possibilities available.

45 mins Lecture

[Sunday](#)



The Power of Three: Long Arm Quilting

Lisa H Calle, USA

Feel empowered to quilt with rulers by attending Lisa's newest long arm quilting demonstration, "Flower Power". Lisa creatively incorporates the use of flowers to power through an adorable little 17" x 17" mini panel, which can also be made into a cushion. In this session you will learn some tips and tricks for stitch in the ditch and ruler work. Amazingly enough this little beauty only uses three different rulers. The final phase of this project is on Lisa's most asked about technique 'sand stipple'. Don't remain powerless to the idea of quilting, Lisa will plant seeds of confidence during this fun and engaging demo. Suitable for beginners to long arm quilting.

45 min Demo

[Friday](#)



The Rhapsody Revolution

Ricky Tims, USA

Ricky Tims is the originator of the Rhapsody quilt. Rhapsody quilts have a distinctive design aesthetic. Both traditional and contemporary quilters will learn to create their own outstanding and original quilt using Ricky's easy design concepts. The 90 minute session covers the designing and construction using a no-pins precision patchwork technique (with no quarter-inch seams). This quilt is far easier than it looks. Also included is Ricky's award-winning enhanced outline machine appliqué technique. It's an easy quilt with big impact. A booklet to take away is included.

90 mins lecture

[Friday](#)



Tips, Tricks & Techniques from 50 years of Quiltmaking

Cindy Thury Smith, USA

Join Cindy Thury Smith for a humorous look at how quilting has erupted and evolved since the 1960s. The changes in the tools, patterns, books and fabrics available to us, plus how quilters communicate with each other will be touched upon including some hilarious "don't do this like I did!" stories. What we expect a quilt to be, how we will make it and how we can safely store it will be covered. Come prepared to relax and take notes.

45 mins Lecture

[Thursday](#)



Translating Ideas into Fabric

Kate Findlay

Using examples of work from quilt artists practising today Kate will talk about the process from inspiration to actual quilt. The lecture will include different styles of work, from landscape to abstract. It will focus on different approaches to the design process, and look at how design principles help determine the final concept.

45 mins Lecture

[Thursday](#)



Ultimate Backgrounds

Cindy Needham, USA

Backgrounds provide the texture and shadow that make the primary quilting designs come alive and are critical to any beautiful quilt. Cindy will provide instruction on how to use her Ultimate Background stencils. All instruction can be used by students to use on their own without the stencils. Beautiful samples are available for fondling.

45 mins Lecture

[Sunday](#)




Ultimate Borders

Cindy Needham, USA

Borders are one of the trickiest parts of designing. Join Cindy where she will teach you an easy method of making your borders fit and also provide instruction on how to use her Ultimate Borders. You will learn how to combine designs for custom borders and learn creative ways to fill your space. All instruction will adapt to any stencils the students have at home. Beautiful samples are available for fondling.

30 min demo

[Thursday](#)



Ultimate Stencils

Cindy Needham, USA

Learn how to create your very own medallion designs using Cindy's circle and square Ultimate Stencils and transparencies! Cindy will demonstrate how to create a basic star design and then teach you how to add your own personal touches and embellishments. Instruction on enlarging your design and adding extra details is covered. Beautiful samples are available for fondling.

30 min demo

[Saturday](#)



Unlock your Creativity: The Key is Templates/Rulers

Patricia Simons, USA

Ever dream of being able to create your own quilting designs? Are you convinced the artistic fairy by-passed you when she was handing out talent? Learn how to move templates to create stunning designs that look complicated, but are in reality the simplest of shapes. Learn four techniques for moving templates which can be used by all regardless of your method of quilting (hand, domestic machine, long, mid, or short-arm machine). Patricia Simons will also discuss how to transfer the design to your quilt using a variety of methods as you learn how to release the creativity inside you.

45 mins Lecture

[Sunday](#)



Use Decorative Stitches in your Machine Quilting**Valentina Bukeeva, Sweden**

Get better acquainted with your best friend in the sewing room – your sewing machine. Valentina will demonstrate how decorative stitches can be used to enhance your projects and how you can easily use them to create quilted accessories, bags, clothes for adults and kids, tablecloth or clothes for dolls. See examples of Valentina's students' work at #shkola_bukeevoi.

30 min demo

[Saturday](#)**What Do Judges Look For?****Brenda Wroe, Quilters' Guild**

Brenda Wroe is a QGBI qualified quilt judge and Judging course tutor. She will explain how winning quilts are chosen and what makes a quilt a winner, whether it is in a competition or challenge, be it local, national or international. Her lively illustrated talk will dispel some of the myths that exist about quilt judging. She will also give an introduction to what is involved in becoming a qualified quilt judge. Come along to improve your chances next time you enter a quilt into a competition or challenge, or if you are interested in becoming a quilt judge yourself.

45 mins Lecture

[Friday](#)

