

9th – 12th August 2018
NEC, Birmingham, England

THE FESTIVAL OF QUILTS

EUROPE'S ULTIMATE
QUILTING DESTINATION

For more information visit www.thefestivalofquilts.co.uk
or call 0844 581 1289 (+44 121 796 6347 from outside the UK)

Academy Workshops, Lectures and Demos
Timetable and detailed information



1718 Patchwork Coverlet

Important information

Academy classes are 90 minutes, half day or full day sessions. This year we also have some 45 minute and 90 minute lectures or demonstrations from leading international experts.

For many of the workshops, there is an additional charge for materials provided to make the project by the tutor. This amount is noted in the description. Please come prepared to pay this amount in cash directly to the tutor.

There may also be a supply list of materials for you to bring. Please check the description of your chosen class and download the supply list PDF for the class code you are doing using the link provided in the email confirmation. NB: If your tickets are being posted to you, the supply list (s) will also be posted.

If you opt for E-tickets, please do print off workshop tickets which need to be handed to the tutor of the class.

We also advise you to bring a basic sewing kit – dressmaking shears, embroidery scissors, pins, needles and marking pens. We do have some equipment that can be loaned if this is difficult for you which includes the basic kit and cutting boards, rotary cutters and rulers.

All classes requiring machine sewing are equipped with sewing machines. Rooms 19 and 21 will be using Bernina machines. Rooms 16, 17, 18, 22, and 23 will be equipped with Janome sewing machine (Model CXL301, a basic entry level computerised sewing machine).



Academy Timetable

Tuesday 7th August										
Code	Start Time	Title	Tutor Name	Room	Style	Level	Standard Price	Guild Member	Supply List	Material Cost
301	09:30	Innovative Screen Printing	Leslie Morgan	Creative Textiles Live, Hall 9	2 day w/shop	AL	£160.00	£150.00	Y	£20.00
302	09:30	Eco, Indigo and Books	Jude Kingshott & Brunhilde Scheidmeir	Room AC1, Hall 9	3 day w/shop	AL	£240.00	£222.00	Y	£20.00
Wednesday 8th August										
Code	Start Time	Title	Tutor Name	Room	Style	Level	Standard Price	Guild Member	Supply List	Material Cost
303	09:30	Life's a Bleach!	Mary McIntosh	Room AC2, Hall 9	1 day w/shop	AL	£82.00	£77.00	n/a	£20.00
304	09:30	Celtic Design Masterclass	Angela Madden	Room 15, GS	1 day w/shop	AL	£82.00	£77.00	Y	£1.00
305	09:30	Fan Hexagons with Unique Templates	Cindy Thury Smith, USA	Room 16, GS	1 day w/shop	AL	£82.00	£77.00	Y	£20.00
306	09:30	Contemporary Improv Lines, Spots & Ladders	Alicia Merrett	Room 19, CS	1 day w/shop	AL	£82.00	£77.00	Y	n/a
307	09:30	Fandadoo Manipulated Magic	Jennie Rayment	Room 22, CS	1 day w/shop	AL	£82.00	£77.00	n/a	£16.00
308	09:30	Batic Bargello Table Runner	Gilli Theokritoff	Room 23, CS	1 day w/shop	AL	£82.00	£77.00	Y	£22.00
Thursday 9th August										
Code	Start Time	Title	Tutor Name	Room	Style	Level	Standard Price	Guild Member	Supply List	Material Cost
309	09:30	Traditional made Modern Using Japanese Indigo Blue Fabric	Sandra Johnson, USA	Room 18, GS	1 day w/shop	I/A	£82.00	£77.00	Y	£15.00
310	09:30	Free Form Picture Quilts	Sarah McClean	Room 23, CS	1 day w/shop	I	£82.00	£77.00	Y	£5.00
311	09:30	Old Man Time: An Art Quilt	Cecile Whatman, Australia	Room AC2, Hall 9	1 day w/shop	AL	£82.00	£77.00	Y	£8.00
312	09:30	A Practical Intro to Islamic Geometric Design	Eric Broug	Room 14, GS	1/2 day w/shop	AL	£41.00	£38.00	y	n/a
313	09:30	Linen Wholecloth Quilts	Cindy Needham, USA	Room 15, GS	1/2 day Lecture/Demo	AL	£41.00	£38.00	n/a	n/a
314	09:30	Machine Pieced Circles	Chiara Cingano, Italy	Room 16, GS	1/2 day w/shop	AL	£41.00	£38.00	Y	£15.00
315	09:30	Stripes Six Ways	Cindy Thury Smith, USA	Room 17, GS	1/2 day w/shop	AL	£41.00	£38.00	Y	n/a
316	09:30	Adventures in Map Making: A Town Harbour	Alicia Merrett	Room 19, CS	1/2 day w/shop	AL	£41.00	£38.00	Y	n/a
317	09:30	Long Arm Drawing	Linzi Upton	Room 21, CS	1/2 day w/shop	I/A	£85.00	£80.00	n/a	n/a
318	09:30	Let it Circle!	Elina Lusi-Grinberga, Latvia	Room 22, CS	1/2 day w/shop	AL	£41.00	£38.00	Y	n/a
319	09:30	Mola Patchwork by Hand	Mick Stead	Room 27, CS	1/2 day w/shop	AL	£41.00	£38.00	Y	£5.00



Thursday 9th August continued...										
Code	Start Time	Title	Tutor Name	Room	Style	Level	Standard Price	Guild Member	Supply List	Material Cost
320	13:30	Crazy Patchwork: Combine Naturally Dyed Fabrics with Embellishments	Angela Daymond	Room 15, GS	1/2 day w/shop	AL	£41.00	£38.00	n/a	£12.50
321	13:30	Porthole Crumb Block Cushion Cover	Chris English	Room 16, GS	1/2 day w/shop	B/I	£41.00	£38.00	Y	£10.00
322	13:30	Textured Treasures	Greta Fitchett	Room 17, GS	1/2 day w/shop	I	£41.00	£38.00	n/a	£5.00
323	13:30	Invisible Machine Applique	Dawn Cameron Dick	Room 19, CS	1/2 day w/shop	AL	£41.00	£38.00	n/a	£12.00
324	13:30	Feathers for the Timid: Long Arm Quilting	Lisa H Calle, USA	Room 21, CS	1/2 day w/shop	B	£115.00	£108.00	n/a	n/a
325	13:30	Doodle, Draw, Write	Jan Tillett	Room 22, CS	1/2 day w/shop	B/I	£41.00	£38.00	n/a	£5.00
326	13:30	Sunshine in Pictorial Quilt Design	Michael Fitchett	Room 27, CS	1/2 day w/shop	I	£41.00	£38.00	Y	£5.00
327	13:30	Cathedral Window Pincushions	Janet Goddard	Room 14, GS	90 mins w/shop	AL	£19.00	£17.00	n/a	£4.00
328	15:15	Colourful Collage	Gilli Theokritoff	Room 14, GS	90 mins w/shop	AL	£19.00	£17.00	n/a	£7.00
Lectures/Talks and Demos										
500	10:30	Hodgepodge: Making it Happen!	Nancy Crow	Theatre, Hall 9	45 mins Lecture	AL	£11.00	£11.00	n/a	n/a
501	10:30	Cultivating Confidence in Free Motion Quilting	Sarah Humphreys	Room 20, CS	30 min demo	AL	£7.00	£7.00	n/a	n/a
502	11:15	Stitching, Mending & Making Do: Gathering the Threads	Christine Chester & Lynn Knight	Room 20, CS	45 mins Lecture	AL	£9.00	£8.00	n/a	n/a
503	12:30	Quilts from Utility to Art	Linda Seward	Room 20, CS	45 mins Lecture	AL	£9.00	£8.00	n/a	n/a
504	13:30	Translating Ideas into Fabric	Kate Findlay	Room 20, CS	45 mins Lecture	AL	£9.00	£8.00	n/a	n/a
505	14:30	Discovering Islamic Geometric Design	Eric Broug	Theatre, Hall 9	45 mins Lecture	AL	£11.00	£11.00	n/a	n/a
506	14:30	Layer, Paint and Stitch	Wendy Dolan	Room 20, CS	30 min demo	AL	£7.00	£7.00	n/a	n/a
507	15:30	Ultimate Borders	Cindy Needham, USA	Theatre, Hall 9	30 min demo	AL	£7.00	£7.00	n/a	n/a
508	15:15	Art and Archives: Explore Ruth Singer's Criminal Quilts Exhibition	Ruth Singer	Room 20, CS	45 mins Lecture	AL	£9.00	£8.00	n/a	n/a
509	16:15	Tips, Tricks & Techniques from 50 years of Quiltmaking	Cindy Thury Smith, USA	Theatre, Hall 9	45 mins Lecture	AL	£9.00	£8.00	n/a	n/a
510	16:15	Bags Galore, Bases, Bottoms and a Whole Lot More	Jennie Rayment	Room 20, CS	30 min demo	AL	£7.00	£7.00	n/a	n/a

Key: AL - Any Level; B - beginner (new to subject); I - Intermediate (some knowledge of subject); A - Advanced (knowledgeable, wanting to add to skill level)
CS - Concourse Suites; GS - Gallery Suites; n/a - not applicable; Material Costs - paid to tutor on day of class

Add: £1.50 booking fee applies per transaction



Friday 10th August										
Code	Start Time	Title	Tutor Name	Room	Style	Level	Standard Price	Guild Member	Supply List	Material Cost
329	09:30	Precision Piecing	Philippa Naylor	Room 23, CS	1 day w/shop	AL	£82.00	£77.00	Y	£2.00
330	09:30	Woolly Block Winter Red Bird	Sue Spargo, USA	Room 27, CS	1 day w/shop	B	£82.00	£77.00	y	£12.00
331	09:30	Garden Tiles	Cecile Whatman, Australia	Room AC1, Hall 9	1 day w/shop	AL	£82.00	£77.00	Y	£5.00
337	09:30	Heirloom Feathers and Backgrounds	Cindy Needham, USA	Room 15, GS	1/2 day lecture/Demo	AL	£41.00	£38.00	n/a	n/a
338	09:30	Twin Needle Magic	Pauline Barnes	Room 16, GS	1/2 day w/shop	AL	£41.00	£38.00	n/a	£6.00
339	09:30	Scrap Piecing for Art Quilts	Gillian Cooper	Room 17, GS	1/2 day w/shop	I/A	£41.00	£38.00	n/a	£10.00
340	09:30	Personal Design Applique and Embroidery	Sandra Johnson, USA	Room 18, GS	1/2 day w/shop	I/A	£41.00	£38.00	y	£15.00
341	09:30	New York Beauty: The Easy Way	Dawn Cameron Dick	Room 19, CS	1/2 day w/shop	AL	£41.00	£38.00	n/a	£12.00
342	09:30	Long Arm Quilting: Rulers for Rookies	Lisa H Calle, USA	Room 21, CS	1/2 day w/shop	B/I	£115.00	£108.00	n/a	n/a
343	09:30	Triangular Magic: Half Square Triangles Explored	Janice Croft	Room 22, CS	1/2 day w/shop	B/I	£41.00	£38.00	n/a	£8.00
344	09:30	A Walk on the Wild Side: Tweed & Wool Wall Hanging	Paula Watkins, Fabric Affairs	Room AC2, Hall 9	1/2 day w/shop	AL	£41.00	£38.00	n/a	£15.00
345	13:30	Brimfield Awakening: A Modern EPP Block	Angela Daymond	Room 15, GS	1/2 day w/shop	AL	£41.00	£38.00	n/a	£12.50
346	13:30	Freeform Concentric Circles	Chiara Cingano, Italy	Room 16, GS	1/2 day w/shop	AL	£41.00	£38.00	Y	£15.00
347	13:30	Tendrils Project Pouch	Jo Avery	Room 17, GS	1/2 day w/shop	I	£41.00	£38.00	Y	£6.00
348	13:30	Wonderfil Stitching	Herma De Ruitter, The Netherlands	Room 18, GS	1/2 day w/shop	AL	£41.00	£38.00	n/a	£10.00
349	13:30	Strips Galore	Jan Hassard	Room 19, CS	1/2 day w/shop	AL	£41.00	£38.00	Y	n/a
350	13:30	Inspiring Creations in 3D Applique	Elina Lusi-Grinberga, Latvia	Room 22, CS	1/2 day w/shop	AL	£41.00	£38.00	Y	n/a
351	09:30	Cathedral Window Pincushions	Janet Goddard	Room 14, GS	90 mins w/shop	AL	£19.00	£17.00	n/a	£4.00
352	11:30	Antique British Wholecloth Quilts: A Closer Look	Carolyn Gibbs	Room 14, GS	90 mins w/shop	AL	£19.00	£17.00	n/a	n/a
353	13:00	Colourful Collage	Gilli Theokritoff	Room AC2, Hall 9	90 mins w/shop	AL	£19.00	£17.00	n/a	£7.00
354	13:30	Designing Grid Quilting	Carolyn Gibbs	Room 14, GS	90 mins w/shop	AL	£19.00	£17.00	n/a	£2.00
355	14:00	Divide and Design Long Arm Quilting with Lisa H Calle	Lisa H Calle, USA	Room 21, CS	45 min Demo	I	£25.00	£25.00	n/a	n/a

Key: AL - Any Level; B - beginner (new to subject); I - Intermediate (some knowledge of subject); A - Advanced (knowledgeable, wanting to add to skill level)
CS - Concourse Suites; GS - Gallery Suites; n/a - not applicable; Material Costs - paid to tutor on day of class

Add: £1.50 booking fee applies per transaction



Friday 10th August continued...										
Code	Start Time	Title	Tutor Name	Room	Style	Level	Standard Price	Guild Member	Supply List	Material Cost
356	15:00	The Power of Three: Long Arm Quilting	Lisa H Calle, USA	Room 21, CS	45 min Demo	B	£25.00	£25.00	n/a	n/a
357	15:00	Little Kantha Toadstools	Gilli Theokritoff	Room AC2, Hall 9	90 mins w/shop	AL	£19.00	£17.00	n/a	£9.00
358	15:15	Design your own Fabric with Spoonflower	Nicola Rowlands	Room 14, GS	90 mins w/shop	B	£19.00	£17.00	n/a	n/a
359	16:00	Size, Spacing and Scale: Long Arm Quilting	Lisa H Calle, USA	Room 21, CS	45 min Demo		£25.00	£25.00	n/a	n/a
360	17:00	Tassels and Fringes by Machine	Pauline Barnes	Room 16, GS	3 hour twilight	AL	£41.00	£38.00	n/a	£5.00
361	17:00	There is Creative Freedom in Sewing Letters!	Sandra Johnson, USA	Room 17, GS	3 hour twilight	I/A	£41.00	£38.00	Y	£15.00
362	17:00	Double Cat Patchwork Block	Carolyn Gibbs	Room 18, GS	3 hour twilight	AL	£41.00	£38.00	n/a	£3.00
363	17:00	Fold and Fiddle for a Fabric Wreath	Jennie Rayment	Room 19, CS	3 hour twilight	AL	£41.00	£38.00	n/a	£10.00
364	17:00	Free Motion Applique	Gill Towell	Room 22, CS	3 hour twilight	B/I	£41.00	£38.00	Y	£7.50
365	17:00	Fabric Postcards	Sarah Soward	Room 23, CS	3 hour twilight	AL	£41.00	£38.00	n/a	£11.00
Lectures/Talks and Demos										
518	10:30	Be Free!	Ricky Tims, USA	Theatre, Hall 9	90 mins lecture	AL	£25.00	£25.00	n/a	n/a
519	10:30	Colour and Illusion 3D Design	Jan Hassard	Room 20, CS	30 min demo	AL	£7.00	£7.00	n/a	n/a
520	11:15	What Do Judges Look For?	Brenda Wroe, Quilters' Guild	Room 20, CS	45 mins Lecture	AL	£9.00	£8.00	n/a	n/a
529	12:45	Exploring Two Different Worlds - Concrete & Grassland	Lisa Walton, SAQA	Theatre, Hall 9	45 mins Lecture	AL	£11.00	£11.00	n/a	n/a
522	12:30	Contemporary & Modern Art Quilters	Linda Seward	Room 20, CS	45 mins Lecture	AL	£9.00	£8.00	n/a	n/a
523	13:30	Celebrating 300 Years of 1718 Silk Patchwork Coverlet	Heather Audin, Quilters' Guild	Room 20, CS	45 mins Lecture	AL	£9.00	£8.00	n/a	n/a
524	14:00	The Rhapsody Revolution	Ricky Tims, USA	Theatre, Hall 9	90 mins lecture	AL	£25.00	£25.00	n/a	n/a
525	14:30	Layering Fabrics & Stitches: Mixed Media for 3D Shapes	Isobel Hall	Room 20, CS	45 mins Lecture	AL	£9.00	£8.00	n/a	n/a
526	15:30	Jane Austen's Quilt	Sue Dell	Room 20, CS	45 mins Lecture	AL	£9.00	£8.00	n/a	n/a
527	15:45	For the Love of Linen Trunk Show	Cindy Needham, USA	Theatre, Hall 9	45 mins Lecture	AL	£11.00	£11.00	n/a	n/a
528	16:30	A Journey in Mental Health with Textiles as a Companion	Louise Jessup	Room 20, CS	45 mins Lecture	AL	£9.00	£8.00	n/a	n/a

Key: AL - Any Level; B - beginner (new to subject); I - Intermediate (some knowledge of subject); A - Advanced (knowledgeable, wanting to add to skill level)
CS - Concourse Suites; GS - Gallery Suites; n/a - not applicable; Material Costs - paid to tutor on day of class

Add: £1.50 booking fee applies per transaction



Saturday 11th August										
Code	Start Time	Title	Tutor Name	Room	Style	Level	Standard Price	Guild Member	Supply List	Material Cost
368	09:30	Quilting 3D Objects	Isobel Hall	Room 14, GS	1 day w/shop	AL	£82.00	£77.00	Y	£10.00
369	09:30	Undulations	Jan Hassard	Room 19, CS	1 day w/shop	I	£82.00	£77.00	Y	n/a
370	09:30	The Finish Line	Philippa Naylor	Room 23, CS	1 day w/shop	AL	£82.00	£77.00	Y	£2.00
371	09:30	Circle Play Needlecase	Sue Spargo, USA	Room 27, CS	1 day w/shop	B	£82.00	£77.00	Y	£12.00
372	09:30	Boro Japanese Rugged Embroidery	Jane Davies	Room 15, GS	1/2 day w/shop	I/A	£41.00	£38.00	n/a	£10.00
373	09:30	Twin Needle Magic	Pauline Barnes	Room 16, GS	1/2 day w/shop	AL	£41.00	£38.00	n/a	£6.00
374	09:30	Freehand Curve Landscapes	Jo Avery	Room 17, GS	1/2 day w/shop	I	£41.00	£38.00	Y	£12.00
375	09:30	Playing with Monoprinting	Chantal Guillemet, France	Room 18, GS	1/2 day w/shop	I/A	£41.00	£38.00	Y	£3.00
376	09:30	Doodle, Draw, Write	Jan Tillett	Room 22, CS	1/2 day w/shop	B/I	£41.00	£38.00	n/a	£5.00
377	09:30	Stamp Making & Printing	Cecile Whatman, Australia	Room AC1, Hall 9	1/2 day w/shop	AL	£41.00	£38.00	Y	£15.00
378	09:30	New and Improved English Paper Piecing	Dawn Cameron Dick	Room AC2, Hall 9	1/2 day w/shop	AL	£41.00	£38.00	n/a	£12.00
379	13:30	Thread Therapy	Cindy Needham, USA	Room 15, GS	1/2 day Lecture/Demo	AL	£41.00	£38.00	n/a	n/a
380	13:30	Lattice Work & Fussy Cutting	Sylvie Plested	Room 16, GS	1/2 day w/shop	B	£41.00	£38.00	n/a	£12.00
381	13:30	Piece & Quilt a Small Clutch Bag	Sarah Soward	Room 17, GS	1/2 day w/shop	AL	£41.00	£38.00	n/a	£12.00
382	13:30	Medieval Textile Tiles	Alicia Merrett	Room 18, GS	1/2 day w/shop	AL	£41.00	£38.00	n/a	£5.00
383	13:30	Pebbles, Echos & Cross Hatches: Long Arm Quilting	Lisa H Calle, USA	Room 21, CS	1/2 day w/shop	B/I	£115.00	£108.00	n/a	n/a
384	13:30	Sew-in Circles without Pinning!	Sandra Johnson, USA	Room 22, CS	1/2 day w/shop	I/A	£41.00	£38.00	Y	£15.00
385	13:30	In the Shadows: Reverse Applique with Transparent Fabric	Ruth Singer	Room AC2, Hall 9	1/2 day w/shop	AL	£41.00	£38.00	n/a	£7.00
386	09:30	Pantograph Quilting A-Z	Aggy Burczyk, Switzerland	Room 21, CS	90 mins w/shop	B/I	£45.00	£42.00	n/a	n/a
387	11:30	Rulers, Stencils, Echo Rings: All the Help I Can Get!	Aggy Burczyk, Switzerland	Room 21, CS	90 mins w/shop	I/A	£45.00	£42.00	n/a	n/a
388	13:30	Create your own Unique Hand Printed Scarf	Angela Daymond	Room AC1, Hall 9	90 mins w/shop	AL	£19.00	£17.00	n/a	£6.00
389	15:15	Design your own Fabric with Spoonflower	Nicola Rowlands	Room AC1, Hall 9	90 mins w/shop	B	£19.00	£17.00	n/a	n/a

Key: AL - Any Level; B - beginner (new to subject); I - Intermediate (some knowledge of subject); A - Advanced (knowledgeable, wanting to add to skill level)
CS - Concourse Suites; GS - Gallery Suites; n/a - not applicable; Material Costs - paid to tutor on day of class

Add: £1.50 booking fee applies per transaction



Saturday 11th August continued...

Code	Start Time	Title	Tutor Name	Room	Style	Level	Standard Price	Guild Member	Supply List	Material Cost
390	17:00	Doodle Quilting by Hand	Jolanda Zeimer, Germany	Room 15, GS	3 hour twilight	I/A	£41.00	£38.00	Y	£22.50
391	17:00	Funky Chickens	Jane Davies	Room 16, GS	3 hour twilight	I	£41.00	£38.00	n/a	£10.00
392	17:00	Twist and Grout Rainbow Cushion	Louise Mabbs	Room 17, GS	3 hour twilight	AL	£41.00	£38.00	n/a	£15.00
393	17:00	Free Motion Applique	Gillian Cooper	Room 18, GS	3 hour twilight	I/A	£41.00	£38.00	y	£10.00
394	17:00	Twiddle Away: It's Fabric Play	Jennie Rayment	Room 19, CS	3 hour twilight	AL	£41.00	£38.00	n/a	£9.00
395	17:00	Clamshell Cushion Cover	Molly Brown	Room 22, CS	3 hour twilight	I	£41.00	£38.00	n/a	£10.00
396	17:00	Thread and Felt Pictures	Gill Towell	Room 23, CS	3 hour twilight	B/I	£41.00	£38.00	Y	£12.00

Lectures/Talks and Demos

536	10:30	Eleven Cool Things Every Quilter Should Know	Ricky Tims, USA	Theatre, Hall 9	90 mins lecture	AL	£25.00	£25.00	n/a	n/a
537	10:30	Ultimate Stencils	Cindy Needham, USA	Room 20, CS	30 min demo	AL	£7.00	£7.00	n/a	n/a
538	11:15	Back to Square One	Sheena Norquay	Room 20, CS	45 mins Lecture	AL	£9.00	£8.00	n/a	n/a
539	13:00	Colour Concepts and Fabric Dyeing	Ricky Tims, USA	Theatre, Hall 9	90 mins lecture	AL	£25.00	£25.00	n/a	n/a
540	12:15	Contemporary & Modern Art Quilters	Linda Seward	Room 20, CS	45 mins Lecture	AL	£9.00	£8.00	n/a	n/a
541	13:15	Painted and Guided Leaves in Lutradur	Pat Archibald	Room 20, CS	30 min demo	AL	£7.00	£7.00	n/a	n/a
542	14:00	Original Celtic Designs in Minutes	Angela Madden	Room 20, CS	45 mins Lecture	AL	£9.00	£8.00	n/a	n/a
543	15:00	Colour Theory for Quilts	Jo Avery	Room 20, CS	45 mins Lecture	AL	£9.00	£8.00	n/a	n/a
545	16:00	Use Decorative Stitches in your Machine Quilting	Valentina Bukeeva, Sweden	Room 20, CS	30 min demo	AL	£7.00	£7.00	n/a	n/a

Key: AL - Any Level; B - beginner (new to subject); I - Intermediate (some knowledge of subject); A - Advanced (knowledgeable, wanting to add to skill level)
CS - Concourse Suites; GS - Gallery Suites; n/a - not applicable; Material Costs - paid to tutor on day of class

Add: £1.50 booking fee applies per transaction



Sunday 12th August										
Code	Start Time	Title	Tutor Name	Room	Style	Level	Standard Price	Guild Member	Supply List	Material Cost
401	09:30	Alberta Crazy Jacket	Sylvie Plested	Room 16, GS	1 day w/shop	AL	£82.00	£77.00	Y	£15.00
402	09:30	My Bonnet Wall Hanging with Hand Applique	Jolanda Zeimer, Germany	Room 22, CS	1 day w/shop	AL	£82.00	£77.00	Y	£29.50
403	09:30	Road Runner: Embroidered Needle Roll	Sue Spargo, USA	Room 27, CS	1 day w/shop	B	£82.00	£77.00	y	£20.00
404	09:30	Indigo and Shibori Dyeing	Cecile Whatman, Australia	Room AC1, Hall 9	1 day w/shop	AL	£82.00	£77.00	Y	£15.00
405	09:30	Wholecloth Design	Cindy Needham, USA	Room 15, GS	1/2 day lecture/demo	AL	£41.00	£38.00	n/a	n/a
406	09:30	Personal Design Applique and Embroidery	Sandra Johnson, USA	Room 17, GS	1/2 day w/shop	I/A	£41.00	£38.00	Y	£15.00
407	09:30	Free Motion Applique	Gillian Cooper	Room 18, GS	1/2 day w/shop	I/A	£41.00	£38.00	y	£10.00
408	09:30	Create a Quilted Wallet/Card Holder	Valentina Bukeeva, Sweden	Room 19, CS	1/2 day w/shop	B/I	£41.00	£38.00	y	£15.00
409	09:30	Unique Art Textile Gift Creations	Elina Lulis-Grinberga, Latvia	Room 22, CS	1/2 day w/shop	AL	£41.00	£38.00	Y	n/a
410	09:30	Penny Rugs	Jane Davies	Room AC2, Hall 9	1/2 day w/shop	I	£41.00	£38.00	n/a	£10.00
411	13:30	A flower from the Earthquake	Chiara Cingano, Italy	Room 14, GS	1/2 day w/shop	AL	£41.00	£38.00	y	£15.00
412	13:30	New and Improved English Paper Piecing	Dawn Cameron Dick	Room 15, GS	1/2 day w/shop	AL	£41.00	£38.00	n/a	£12.00
413	13:30	Porthole Crumb Block Cushion Cover	Chris English	Room 17, GS	1/2 day w/shop	B/I	£41.00	£38.00	y	£10.00
414	13:30	Trapezoid Bag: Fabric and Faux Leather	Janice Croft	Room 18, GS	1/2 day w/shop	B/I	£41.00	£38.00	n/a	£10.00
415	13:30	Colourful Coil Bowls	Gilli Theokritoff	Room 19, CS	1/2 day w/shop	AL	£41.00	£38.00	n/a	£12.00
416	13:30	Twiddle Away: It's Fabric Play	Jennie Rayment	Room 23, CS	1/2 day w/shop	AL	£41.00	£38.00	n/a	£9.00
417	09:30	Fabric Tulips	Sarah Soward	Room 14, GS	90 mins w/shop	AL	£19.00	£17.00	n/a	£6.00
418	09:30	Intro to Long Arm Quilting	Tracy Pereira	Room 21, CS	90 mins w/shop	B	£45.00	£42.00	n/a	n/a
419	11:30	Design your own Fabric with Spoon-flower	Nicola Rowlands	Room 14, GS	90 mins w/shop	B	£19.00	£17.00	n/a	n/a
420	12:00	Intro to Long Arm Quilting	Tracy Pereira	Room 21, CS	90 mins w/shop	B	£45.00	£42.00	n/a	n/a
421	13:00	Create your own Unique Hand Printed Scarf	Angela Daymond	Room AC2, Hall 9	90 mins w/shop	AL	£19.00	£17.00	n/a	£6.00
422	14:00	Showing off! Long Arm Quilting	Linzi Upton	Room 21, CS	45 mins demo	AL	£20.00	£20.00	n/a	n/a
423	15:00	Ink Tense Pencil Delft Tiles	Angela Daymond	Room AC2, Hall 9	90 mins w/shop	AL	£19.00	£17.00	n/a	£6.00

Key: AL - Any Level; B - beginner (new to subject); I - Intermediate (some knowledge of subject); A - Advanced (knowledgeable, wanting to add to skill level)
CS - Concourse Suites; GS - Gallery Suites; n/a - not applicable; Material Costs - paid to tutor on day of class

Add: £1.50 booking fee applies per transaction



Sunday 12th August continued...										
Code	Start Time	Title	Tutor Name	Room	Style	Level	Standard Price	Guild Member	Supply List	Material Cost
Lectures/Talks and Demos										
554	10:30	Templates/Rulers & Machine Quilting: A Primer Course	Patricia Simons, USA	Theatre, Hall 9	45 mins Lecture	AL	£9.00	£8.00	n/a	n/a
555	10:30	Create Beautiful Invisible Applique by Machine	Dawn Cameron Dick	Room 20, CS	30 min demo	AL	£7.00	£7.00	n/a	n/a
556	11:30	Once More into the Bleach!	Mary McIntosh	Theatre, Hall 9	30 min demo	AL	£7.00	£7.00	n/a	n/a
557	11:15	From Paper Silhouette to Stunning Quilts	Angela Madden	Room 20, CS	45 mins Lecture	AL	£9.00	£8.00	n/a	n/a
558	12:15	Easy Stack Quilts	Paula Doyle	Room 20, CS	45 mins Lecture	AL	£9.00	£8.00	n/a	n/a
559	12:15	KEYNOTE TO BE CONFIRMED		Theatre, Hall 9	45 mins Lecture	AL	£11.00	£11.00	n/a	n/a
560	13:00	A Journey in Mental Health with Textiles as a Companion	Louise Jessup	Room 20, CS	45 mins Lecture	AL	£9.00	£8.00	n/a	n/a
561	13:30	Jane Austen's Quilt	Sue Dell	Theatre, Hall 9	45 mins Lecture	AL	£9.00	£8.00	n/a	n/a
562	14:00	Creative Stitched Textiles	Wendy Dolan	Room 20, CS	45 mins Lecture	AL	£9.00	£8.00	n/a	n/a
563	14:30	Ultimate Backgrounds	Cindy Needham, USA	Theatre, Hall 9	45 mins Lecture	AL	£11.00	£11.00	n/a	n/a
564	15:00	Fine Line Magic	Alicia Merrett	Room 20, CS	30 min demo	AL	£7.00	£7.00	n/a	n/a
565	15:30	Unlock your Creativity: The Key is Templates/Rulers	Patricia Simons, USA	Theatre, Hall 9	45 mins Lecture	AL	£9.00	£8.00	n/a	n/a

Key: AL - Any Level; B - beginner (new to subject); I - Intermediate (some knowledge of subject); A - Advanced (knowledgeable, wanting to add to skill level)
CS - Concourse Suites; GS - Gallery Suites; n/a - not applicable; Material Costs - paid to tutor on day of class

Add: £1.50 booking fee applies per transaction



Academy Workshops

A – Z of Class Descriptions

A flower from the Earthquake

Chiara Cingano, Italy

Inspired by a stone carving from a mantelpiece in an ancient house in the area of Amatrice, central Italy, now devastated by the 2016 earthquake, this hand appliqué class will teach how to achieve very precise shapes by keeping a heritage pattern alive. To make a table runner you'll learn how to make bias tape and how to hand applique using freezer paper templates and (wash away!) glue so as to achieve crisp, detailed shapes. Full instructions and pattern provided. A kit containing fabric and freezer paper templates will be provided by the tutor price £15 payable in cash on the day of the class. Or you can bring your own fabrics, a supply list is provided. Suitable for any level.

1/2 day w/shop

Sunday




A Journey in Mental Health with Textiles as a Companion

Louise Jessup

Going Into recovery from a long-term mental illness, Louise's quilting has grown with her, becoming more skilled and adventurous, and textiles now playing a major role in her life. Quilting has turned out to be excellent for ones mental health enhancing well being and engagement with others. Giving a lively, engaging and inspirational talk, Louise has shared her story with many varied groups and conferences, showing her Quilts and talking about her love for the medium. Now Louise makes her quilts to make people smile and the quilt 'The Dung Beetle' is on the back of the 2018 Quilters Guild Calendar. It represents a settled happy and peaceful life now.

45 mins Lecture

Friday & Sunday



A Practical Intro to Islamic Geometric Design

Eric Broug

In this three hour workshop, you will learn how to create patterns in the same way craftsmen have done for centuries: by only drawing circles and lines. Traditional craftsmen were not mathematicians; their tools were a pair of compasses and a ruler. Using this traditional technique, we will make several patterns that we will then tessellate to make a bigger composition. A short supply list is provided.

1/2 day w/shop

Thursday



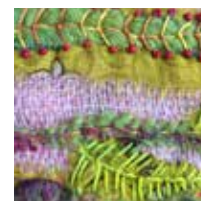
A Walk on the Wild Side: Tweed & Wool Wall Hanging

Paula Watkins, Fabric Affairs

During this three hour workshop you will be using scraps of Donegal Tweed fabric and a variety of exciting yarns and threads to apply and embroider onto a wool fabric wall hanging. You will design a picture and be shown how to use simple and effective embroidery stitches, fearlessly and with imagination to create a textural, decorative, freestyle panel. All materials will be provided, cost £15 payable to the tutor on the day. Suitable for any level.

1/2 day w/shop

Friday



Adventures in Map Making: A Town Harbour

Alicia Merrett

We all use maps in our daily lives, and enjoy seeing the landscape from above when we travel by air. In this workshop we will design and construct an imaginary map of a town harbour, with built-up areas, green fields, the sea, quays, and of course little boats. The tutor will demonstrate improvisational design techniques, freehand cutting and stitching, fine pieced lines, fused appliqué, and guide participants in the construction of their own individual pieces. To be quilted and finished at home. Suitable for any levels. Supply list provided.

1/2 day w/shop

Thursday



Alberta Crazy Jacket

Sylvie Plested

Alberta is a member of the Clamshell Quilters in Connecticut who designed this jacket. Her wish is that as many quilters as possible learn how to make this jacket and then pass this on to their fellow quilters. Sylvie learned the technique in a workshop run by the British Guild many years ago and will now share it in this class. Fancy stitches will be used on the sewing machine too to give the jacket the crazy patchwork effect. It is possible to finish the jacket in a day and hopefully you will all wear the jacket with pride at the Festival but more importantly go on to teach your friends how to make it. Full instructions will be given. The only requirement is you must call it "Alberta Crazy Jacket" when passing the method on to your friends. Sylvie will provide materials required - a plain white long-sleeved T-shirt and lots of scrap fabrics, cost £15 to be paid to her on the day of the class, but if you have a particular favourite colour or remains of jelly rolls and some scraps, please bring them along to include in your jacket to make it special and unique to you. Suitable for all levels.

1 day w/shop

Sunday



Antique British Wholecloth Quilts:**A Closer Look****Carolyn Gibbs**

Wholecloth quilts have been made in the UK for several hundred years. These have no patchwork, but create beautiful and varied designs simply with the light and shadow created by lines of hand quilting. In this 90 minute workshop, you have the chance to take a closer look at examples from different parts of the UK from Carolyn's own collection, dating from the late nineteenth and early twentieth centuries. Under her guidance, you will spot many interesting features missed at a first glance, and learn how to identify and record their distinctive regional characteristics. Suitable for any level.

90 mins w/shop

Friday**Art and Archives: Explore Ruth Singer's Criminal Quilts Exhibition****Ruth Singer**

Ruth Singer will discuss the complex story behind her exhibition gallery Criminal Quilts including the 2016 Fine Art Quilt Masters winner and new work on show for the first at Festival of Quilts. 'Criminal Quilts' is inspired by archive research about women criminals in the West Midlands 1877 - 1916. In this talk Ruth will explain how this project came about and how the partnership with Staffordshire Record Office and Wolverhampton University was established. She will also talk about the history of the archive photographs and documents as well as explain the making of the work on show, including collaborative and community quilts.

45 mins Lecture

Thursday**Back to Square One****Sheena Norquay**

The square is one of the basic shapes in quilt making. It is one of the easier shapes for beginners to deal with, yet a variety of designs, both simple and complex, can be created using techniques such as piecing, applique, fabric manipulation, printing, embroidery and quilting. This powerpoint presentation illustrates a selection of Sheena Norquay's work which has been inspired by the square over the years. You will see examples of all the techniques mentioned and hopefully be inspired to look at squares with fresh eyes and create something new and exciting.

45 mins Lecture

Saturday**Bags Galore, Bases, Bottoms and a Whole Lot More****Jennie Rayment**

Every one needs bags of bags! Come and see how to make a multitude of different types of bags from a simple scrip or a sling bag to a basic tote, watch how easy it is to make a bag with boxed bottom and a broad base or a tucked in insert or even a squared off corner. Toss in a trio of bags from one square and here is your compendium of bag making - it's fast, fun and furious with bounteous bags to bedazzle!

30 min demo

Thursday**Batic Bargello Table Runner****Gilli Theokritoff**

Make this fabulous Tablerunner from strips of gorgeous batik fabrics (size 14 x 52"). Bargello is not as complicated as it looks and this is a great starter pattern. You will achieve the effect really quickly using my simple teaching method and get most, or all, of the table runner done in the day. All finishing instructions and examples will be provided. You can buy a kit from the tutor on the day for £22 (white/grey/teal batik cotton plus piecing and quilting threads and binding fabric). Alternatively a supply list is provided. Suitable for any level.

1 day w/shop

Wednesday**Be Free!****Ricky Tims, USA**


Yes you can quilt without templates, measuring, and without quarter-inch seams. This session will cover a variety of techniques, tips, and tricks, for creating improvisational quilts without sacrificing workmanship. The 90 minute session will cover both contemporary art quilt styles as well as a very traditional grass roots traditional quilt. A booklet to take away is included.

90 mins lecture

Friday**Boro Japanese Rugged Embroidery****Jane Davies**

Boro is the traditional Japanese folk craft of repairing old and partially worn out textiles with patches and pieces of fabric and hand stitching. Originally this technique was used to mend and extend the life of expensive textiles and, at the same time, making them warmer and more waterproof. Boro literally translates as 'rags' or 'scraps' but it has its own intrinsic beauty - rather like a piece of modern art. During this workshop, place pieces of denim, indigo and similar fabric scraps onto a background and use simple straight hand stitches to hold them into place. Experiment with direction of line, crossed stitches and laying fabrics on top of each other, to begin to produce a unique yet subtle textile. The piece can be finished off at home to make a small wall hanging, book cover or cushion cover. A kit containing all fabrics, threads and instructions will be available to purchase from the tutor at the price of £10 on the day. Suitable for intermediate to advanced levels.

1/2 day w/shop

Saturday**Brimfield Awakening: A Modern EPP Block****Angela Daymond**

English paper piecing is a hand sewing technique which involves tacking or sticking cotton fabrics to a pre cut paper shape before stitching them all together by hand. In this workshop you will be using cotton fabrics from the beautiful Makower "Into the woods" range which includes leaping hares. You will learn about how to fussy cut fabrics to make the most of motifs and patterns, for example the hares and how to join straight lines, convex and concave curves. You will make a block in the workshop measuring 14" in diameter which when completed, can be appliquéd onto a dark or pale background of your choice. All materials are provided on the day for £12.50. If you wish to bring your own fabrics and threads the precut papers will be available for £5. Material costs are payable in cash to the tutor on the day of the class. Suitable for any level but not children.

1/2 day w/shop

Friday

Cathedral Window Pincushions

Janet Goddard

Cathedral window looks like an intricate unsolvable puzzle, however it is amazingly simple to construct. Learn how to use this folded technique by stitching a sweet little pin cushion. During the session we will also explore a number of variations to the technique, with ideas for future projects. Materials are provided, cost £4 payable the tutor on the day of the class. Suitable for any level.

90 mins w/shop

[Thursday & Friday](#)**Celebrating 300 Years of 1718 Silk Patchwork Coverlet**

Heather Audin, Quilters' Guild

2018 marks the 300th anniversary of the 1718 Silk Patchwork Coverlet - the oldest known dated British Patchwork which is part of The Quilters' Guild Collection. Visitors to the Festival of Quilts this year get a very rare opportunity to see the original coverlet in person, as well as explore a dedicated gallery centred around the history and making of the piece. This talk gives visitors a further chance to explore the coverlet, looking at its origins, its construction and the historical time in which it was made.

45 mins Lecture

[Friday](#)**Celtic Design Masterclass**

Angela Madden

This is the only class in interlaced designing you will ever need to enable you to confidently create fast, easy Celtic style patterns for ever more. By the end of this low stress, fun class you will have easily completed your own original block and border designs, ready for use at home in cushion, wall hanging, sampler or whole cloth quilt formats. Every participant will produce different designs so it is a uniquely fast way to observe and understand alternative creative possibilities. These designs can be used as quilting patterns or for appliqué or painted projects. Never search for patterns again as you will be able to quickly draft your own designer originals in any size to suit any projects requirements. Although this is a design class, full explanation and demonstration will also be given on the techniques for needleworking so you will leave the class ready to go! Suitable for any level. Some materials will be provided at a cost of £1 payable to the tutor in cash on the day plus a supply list is provided.

1 day w/shop

[Wednesday](#)**Circle Play Needlecase**

Sue Spargo, USA

Have fun making a wool needle book embellished with wool circles and dimensional embroidery stitches. Learn wool whip stitch appliqué using WonderFil Ellana wool thread then stitch a combination of embroidery stitches using WonderFil #8 Eleganza perle cotton in bright shades to add texture and dimension to the polka dot front cover. Materials will be provided, cost £12 payable in cash to the tutor on the day. A small supply list is also provided. Suitable for beginners.


1 day w/shop

[Saturday](#)**Clamshell Cushion Cover**

Molly Brown

Join Molly to make this adorable 'sheep in the hills' cushion cover. Molly will introduce you to three ways of piecing this lovely shape. Using both hand and machine techniques. Depending on which method you chose to make your cushion cover, you can get this piece completed in the three hour session. However, some techniques take longer and you can complete the project at home. You will be provided with all the materials to make the cushion cover, cost £10 payable to Molly on the day of class. You will also be provided with a comprehensive handout detailing the information given during the workshop. Suitable for intermediate level.


3 hour twilight

[Saturday](#)**Colour and Illusion 3D Design**

Jan Hassard

Jan specializes in piecing strata and with her unique techniques, she will demonstrate how to produce colourful, graduated 3-D designs. Also included will be, how to sort fabrics which will then be counter-cut on angles using the see-through ruler. There will be a variety of stage by stage steps plus finished quilts made by these methods which will give an overview of all the processes.

30 min demo

[Friday](#)**Colour Concepts and Fabric Dyeing**

Ricky Tims, USA

This master class covers a new scientific colour theory for quilters and helps them gain confidence when choosing colour combinations with fabrics. It progresses to Fabric Dyeing where Ricky shares all of his insights and secrets to make one-of-a-kind fabrics. Finally, he will share a unique process for using those one-of-a-kind fabrics. Colour, colour, colour - and there's nothing to fear! A booklet to take away is included.

90 mins lecture

[Saturday](#)**Colour Theory for Quilts**

Jo Avery

Do you have trouble choosing colours for your quilts? Help is at hand with this informative lecture from a quilter who is well known for her confident use of colour. Jo will be helping you tap into the visualisation tool inside your head, explaining how to use a range of colour wheel exercises, suggesting ways you can improve your fabric buying and how to use tones. Plus she'll tell you how to develop your very own signature colour palette.

45 mins Lecture

[Saturday](#)**Colourful Coil Bowls**

Gilli Theokritoff

Make fabulous coil bowls from pure cotton cord, any shape, then transform them by painting plain colours or artful ethnic designs onto them to create unique vessels. Ideas and patterns provided. You will make several bowls, baskets and coasters in natural coloured cotton cord during the class, before getting the paints out and getting creative. A kit including 20m of cord, cotton threads and paints will be provided by the tutor, cost £12 payable in cash on the day. Suitable for all levels.


1/2 day w/shop

[Sunday](#)

Colourful Collage**Gilli Theokrtoff**


Using wool felts, patterned fabrics, printed images and text, with the occasional bit of block printing, we will create a contemporary collage, then embellish with stitch, ribbons and buttons to form a gorgeous textural panel, suitable to be mounted, framed or as a panel in a bag. A kit costing £7 will be provided by the tutor, payable in cash on the day. Suitable for any level.

90 mins w/shop

Thursday & Friday**Contemporary & Modern Art Quilters****Linda Seward**

This talk features the exciting work of over 30 contemporary textile artists who are making exciting modern and art quilts. Linda will define what a modern quilt is, and illustrate how it differs from an art quilt. Photographs and detailed close-ups will explore the diversity of work being created today by both types of quilters. Linda will also discuss many of the tools and techniques that these artists are using, thus de-mystifying some of the processes and enabling viewers to truly appreciate the cutting-edge techniques that are being employed in the contemporary quilt world.

45 mins Lecture

Friday & Saturday**Contemporary Improv Lines, Spots & Ladders****Alicia Merrett**

Improvisational patchwork is a very satisfying way of working: no rulers, and few rules. In this workshop we will focus particularly on techniques of freehand cutting and fine line piecing. Participants will construct their own small improvisational top, playing with line, shape and colour. The piece can then be quilted using a combination of straight lines and the decorative pattern stitches of the sewing machine. It will have to be finished at home. Suitable for any level. A supply list is provided.

1 day w/shop

Wednesday**Crazy Patchwork: Combine Naturally Dyed Fabrics with Embellishments****Angela Daymond**

Crazy patchwork is formed when odd shaped fabric pieces are stitched onto a thin foundation layer. The seams are then all covered with a variety of embroidery stitches. The remaining blank fabric patches can then be covered with hand stitching and embellishments. In this hand sewing workshop you will learn about sewing fabrics that Angela has naturally dyed onto a foundation background by hand and the following embroidery stitches; running stitch, whipped running stitch, fly stitch, herringbone stitch, blanket stitch, cross stitch, French knots and bullion knots. You will stitch some Kantha motifs and add embellishments to your work including two of Angela's own design of wooden hare buttons, sequins, beads, lace and ribbon. Your work will measure 12.5" x 12.5" and after the workshop could become a cushion, part of a quilt, bag or left as a beautiful stitch sample. All materials will be provided and cost £12.50 payable in cash to the tutor on the day of the class.

1/2 day w/shop

Thursday**Create a Quilted Wallet/Card Holder****Valentina Bukeeva, Sweden**

Join Valentina from Sweden and learn to create a cosy quilted wallet for cards, notes and coins. Suitable for beginners, you will start by setting up the machine for quilting and sewing a dummy wallet with pockets. You will then use Valentina's own templates to make card pockets in just five minutes, before sewing the edging, create a buckle and complete the assembly of your very own wallet. Whilst doing so you will learn the secrets of an ideal quilted underside, exchange experience and needlework tips with Valentina. Materials will be provided, cost £15 payable to the tutor on the day of the class. A short supply list is also provided. Suitable for beginner to intermediate level.

1/2 day w/shop

Sunday**Create Beautiful Invisible Applique by Machine****Dawn Cameron Dick**

Dawn will show you how to create beautiful, hand done looking applique on your sewing machine without the use of bonding webs or satin stitch! You don't need a fancy machine to do this, just a few easily obtainable products and you will soon be creating applique that looks and feels like it was hand done. Dawn has been teaching her signature Invisible Machine Applique for nearly 25 years and knows you will love adding this technique to your quilting repertoire!

30 min demo

Sunday**Create your own Unique Hand Printed Scarf****Angela Daymond**

In this workshop you will be using hand carved wooden printing blocks in combination with fabric paints. You will be printing onto a long cotton scarf measuring 65 cm x 130 cm. This has been naturally hand dyed by Angela using onion skins to give you a wonderful base colour to start your printing upon. You could choose to print all over your scarf or just print intricate borders from a selections of wooden stamps and fabric paints. This workshop is suitable for all levels and all the resources are included, priced £6 payable the tutor on the day. Please do bring a pair of rubber gloves if you are worried about getting your hands dirty but there will be plenty of wipes available for you. Colours may vary from the illustration. Suitable for any level.

90 mins w/shop

Saturday & Sunday

Creative Stitched Textiles

Wendy Dolan

In this illustrated talk, Wendy will explore the exciting world of stitched textiles. An experienced artist, tutor, and author she will share her techniques of layering, painting and stitching, encouraging you to experiment at home. Considering where ideas come from and the importance of design she will guide you through the creative process. Textured surfaces can be created using a combination of techniques, fabrics and stitches. Using thicker yarns on the machine and altering tensions can add to the surface textures, along with the application of three dimensional fabric mediums. The talk will be illustrated with examples of the many ways these techniques can be applied, from pictures, wall hangings and quilts to wedding garments and large commissioned stage curtains. Wendy is the author of Search Press's best-selling publication *Layer, Paint and Stitch* which gives an in depth exploration of these exciting textile techniques.

45 mins Lecture

[Sunday](#)



Cultivating Confidence in Free Motion Quilting

Sarah Humphreys

You may have heard that the key to confident free motion quilting is practice, but how do you do this? What should you practice? How can you improve your technique? During this 30 minute demo, Sarah Humphreys will show a range of creative quilting exercises to advance your quilting skills. Advice will be given on selecting tools and materials and there will be a wealth of tips and tricks for cultivating your quilting confidence. Make sure you bring a notebook.

30 min demo

[Thursday](#)



Design your own Fabric with Spoonflower

Nicola Rowlands

Flex your creative muscles during a class of fabric design with graphic designer and Spoonflower textile designer Amy Walters Gwen. Learn the basics of design repeats while taking a drawing and turning it into a fabric design. Each participant will receive one fat quarter of fabric featuring their design, printed in our Berlin facilities. All materials will be supplied by the tutor. Suitable for beginners.

90 mins w/shop

[Friday, Saturday & Sunday](#)



Designing Grid Quilting

Carolyn Gibbs

All-over grids can make a quick and effective choice of quilting design, whether you stitch by hand or machine. In this design class (no stitching), you will learn how to plan and mark a selection of simple designs. Carolyn will also use her quilts to show you how to plan the placing of the grid in harmony with the underlying structure of any traditional block, so that stitching will avoid the bulky joins. Materials will be provided, cost £2 payable in cash to the tutor on the day of the class.

90 mins w/shop

[Friday](#)




Discovering Islamic Geometric Design

Eric Broug

In this presentation, author and educator Eric Broug will show us the essential design principles of this rich visual heritage. Using many examples from Islamic art and architecture, as well as from contemporary textile arts, you will see how Islamic geometric design is a visual language that, like any other language, you can learn to read (and speak).

45 mins Lecture

[Thursday](#)



Divide and Design Long Arm Quilting with Lisa H Calle

Lisa H Calle, USA

Do you feel overwhelmed when gazing upon a quilt, feeling anxious that something creative and beautiful is beyond your scope? Have you observed pieces designed by quilters and thought, "Where do they come up with such originality?" You are not alone and the cure for such reluctance is just a step away. With Lisa's 3-step process you will approach the idea of quilting in a completely new way. You will soon discover that anyone can transform an everyday quilt into a masterpiece and turn special quilts into treasured heirlooms. Don't let fear keep you from doing what you love - let Lisa provide the freedom needed to bring out the master quilter in you! There is a maximum of 15 students in this 45 minute demo session on a Bernina Q24 long arm quilting machine. Suitable for all intermediate levels.

45 min Demo

[Friday](#)



Doodle Quilting by Hand

Jolanda Zeimer, Germany

Hand quilting without templates or markers? Yes, with a bit of practice it is possible and it gives fantastic results. Jolanda guides you how to doodle with a needle by hand on a 16" cushion cover with a 12" hand quilt panel in the centre. She starts with an introduction on doodling on paper and then she will teach you to translate your ideas to feasible concepts on paper and later on with the needle. You will learn to focus on your own creativity and optic perfection. After the introduction of doodling Jolanda will help you to translate your ideas to hand quilting and how to modify your doodle concept into a workable quilt design without templates or preconceived models. This technique is suitable for larger quilts, but for this half day session, you will be working on a cushion cover. Kits a complete cushion cover will be provided, cost £22.50, payable to the tutor on the day of the class and each kit has a different colour and fabric combination. A supply list is also provided. Suitable for intermediate to advanced level.

3 hour twilight

[Saturday](#)



Doodle, Draw, Write

Jan Tillett

In this class you will use a sewing machine set up for free motion stitching. Jan will guide you through the process of free motion stitching which will give you the confidence to try this addictive technique at home. From doodling, to basic patterns, drawing and then writing this is the ideal class if you have always wanted to try free motion stitching. Jan will share hints and tips with you - including thread and needle choices and working on a large and small scale. All materials will be provided, cost £5 payable to the tutor on the day of the class. Suitable for beginners.

1/2 day w/shop

[Thursday & Saturday](#)



Double Cat Patchwork Block

Carolyn Gibbs

Double Cat is a machine stitched patchwork block, which, with the addition of four strategically placed buttons, suddenly turns into two cats peeping at each other. If you have made simple quilts, and are ready to move onto something a bit more interesting, come and make this – a good skill-builder for traditional style machine patchwork. Lots of tips showing you to how to make and use half-square triangle units, and how to get perfect points. The finished block could be made into a cushion for a cat lover – or you could make more blocks at home to extend into a bigger quilt. Materials will be provided, cost £3 payable in cash to the tutor on the day of the class.

3 hour twilight

[Friday](#)**Easy Stack Quilts**

Paula Doyle

In this 30 minute demo Paula Doyle will show her new method on how to use large scale printed fabrics to create easy and stunning kaleidoscopic blocks and quilts. As well as showing how to make the blocks she will show several Easy Stack quilts where the blocks are set in various settings. She will also show uncut pieces of the original fabrics used in making the blocks, and show how the Easy Stack method is very fabric efficient and allows quilters to make quilts for any occasion.

45 mins Lecture

[Sunday](#)**Eco, Indigo and Books**

Jude Kingshott & Brunhilde Scheidmeir

This three day Masterclass, run by the combined talents of Jude Kingshott and Brunhilde Scheidmeir will combine Eco Printing, Shibori, and Indigo on a variety of fabric and paper. There will be an opportunity to print several scarves. On the last day you will combine your fabric, paper and Snap Pap to create a personal book. Some materials will be provided, cost £20 payable to the tutors on the day of class. A supply list is also provided. Suitable for any level.


3 day w/shop

[Tuesday-Thursday](#)**Eleven Cool Things Every Quilter Should Know**

Ricky Tims, USA

This eye-opening 90 minute master class will have you shaking your head in amazement. Ricky shares a variety of ah-ha revelations that will make your quilting experience so much easier. What do the Loco Lasso, Pipe Dreams, and the Couch Potato have to do with quilting? You'll have to attend to find out. Don't be surprised if Ricky loses count and gives you one or two bonus tips! A booklet to take away is included.

90 mins lecture

[Saturday](#)**Exploring Two Different Worlds - Concrete & Grassland**

Lisa Walton, SAQA


Learn more about art quilts and the artists who create them by exploring the Concrete & Grassland exhibition with SAQA's President Lisa Walton. With over 50 pieces in all, this SAQA Global Exhibition offers contrasting interpretations of our environment, whether the rolling hills of a prairie or the confined spaces of a more urban world. Whether you appreciate the bustle of the city or prefer the calm of nature, there is something for everyone to enjoy on this creative journey.

[Friday](#)**Fabric Postcards**

Sarah Soward

In this class you will learn bonded machine applique and a small amount of machine quilting, to create fabric postcards. The cards will be stiff enough for you to post without an envelope, making this a lovely surprise for friends and family. Sarah will also provide lots of pattern ideas on a flyer that you can take away with you. All materials are provided, cost £11 to be paid to the tutor on the day of class. Suitable for any level.

3 hour twilight

[Friday](#)**Fabric Tulips**

Sarah Soward

In this fun 90 minute session, learn to make Tulips and their leaves from fabric, stuffing and craft supplies. Templates are provided for the leaves and tulip heads, and are yours to keep. The Tulips look great in a vase and will never wilt or need watering. You should be able to make 2 tulips from the materials provided in the kit, cost £6 payable to the tutor on the day of the class. Suitable for any level.

90 mins w/shop

[Sunday](#)**Fan Hexagons with Unique Templates**


Cindy Thury Smith, USA

Try this new pieced hexagon design that can be sewn in less than five minutes! Two large bed quilt designs will be presented plus two smaller projects. A quick way to use up scraps, this Fan Hexagon block looks good in whatever fabrics you have in your stash!

In class we will be sewing the pieced hexagons.

Depending upon which design you choose, when you get home you will need several yards of a setting (background) fabric, preferably neutral. Material cost of £20 includes the template set of three pieces you will need, payable by cash to the tutor on the day of the class. A supply list is also provided. Suitable for Beginner to Intermediate.

1 day w/shop

[Wednesday](#)**Fandadoo Manipulated Magic**

Jennie Rayment

From calico and batik create an intriguing hanging or table runner. Construct textured fans and an amazingly simple, yet appears deviously difficult, floral design.

Combine these together into a delectable 40" panel or use the blocks to make cushions or bags. Roll and fold to your heart's content as you delight in the ease of fabric manipulation. This is a new class from Jennie's latest book. All materials are provided pre-cut to make life simple - just get tucked into texture! Materials cost £16, payable to the tutor on the day of class. Suitable for any level.

1 day w/shop

[Wednesday](#)

Feathers for the Timid: Long Arm Quilting

Lisa H Calle, USA

Are you just beginning your quilting journey and have a love of feathers but feel they are out of your reach? Come and join Lisa as she shares with you the first five feathers she learned to quilt and see just how easy and fun they are to execute and embellish. You are sure to find your own personal favourite feather and wow your friends and customers in no time. This is a fun class for the true beginner to long arm quilting. There will be a maximum of four students per class, working on two Bernina Q24 machine heads on one frame. Suitable for beginners to long arm quilting. 1/2 day w/shop

[Thursday](#)




Fine Line Magic

Alicia Merrett

Fine lines look magical in quilts. It is one of the contemporary improvisational patchwork techniques I use a lot. I will demonstrate a very easy way of inserting fine lines into fabrics by a piecing method. They can be made either just off-the-straight, or gently curved; they can have either parallel or diverging sides. Fine lines allow creative play with colour and contrast, can be used as part of many different kinds of quilts, and allow you to achieve fascinating effects. 30 min demo

[Sunday](#)



Fold and Fiddle for a Fabric Wreath

Jennie Rayment

Take eight squares, cover in fabric then with Jennie's very easy folding principle, transform into an intriguing table decoration or tactile wall hanging. Play with the shape, personalize the edges, add embellishment - it's unique, delightfully different yet simple to create. Take the pattern away and make many more in any size. Come and have fun making a fabulous fabrication! Full pre-cut kit provided ready to sew cost £10, payable to the tutor on the day of class. Suitable for any level. 3 hour twilight

[Friday](#)



For the Love of Linen Trunk Show

Cindy Needham, USA

Cindy is known in the quilting world for her heirloom wholecloth linen quilts. Her trunk show showcases many of her pieces featured at her 2016 featured exhibit at the Houston International Quilt Show. She shares tips and techniques and her personal stories that are attached to each one. The program will close with The Nun's Quilt story and the new Sister Act quilt. 45 mins Lecture

[Friday](#)




Free Form Picture Quilts

Sarah McClean

During the morning of this one day class Sarah will give a brief overview of how to create dimension in art pictures, use of a focal point, over-flapping objects, colour (tints and shades) and fabric (tone on tone and large scale patterns). You will then be instructed how to transfer main elements of your picture onto the wadding, free hand cut fabric and assemble your pictures. Each student will be given a small swatch of Sarah's hand dyed fabric and snippets are then put directly onto the picture (you will be shown a painting technique of putting dots of colour beside each other to help make the pictures pop!). You will add a layer of fine black tulle on top and then in the afternoon, start free motion quilting. You will receive a hand out with various and most often used designs. This is a great size quilt to help build confidence in free motion quilting as different sections of the picture are quilted in a different way. Most students will get 95% of their piece quilted by the end of the day. Specialist materials will be supplied, cost £5 payable to the tutor on the day. There is also a supply list. Suitable for intermediate level. 1 day w/shop

[Thursday](#)



Free Motion Applique

Gill Towell

Draw your own design, or use one of Gill's, to create stunning effects with this simple free motion technique on a domestic sewing machine. Basic shapes are attached to a background and free machine stitching is used to apply the essential detail to create a hand drawn effect. In this class you will learn how to make any image simple enough to use, how to layer pieces to add depth to you designs, how to set up the machine and apply this technique. During this class you will be able to make 2 or 3 A5 sized embroidered pieces. We will discuss how this technique can be used in homewares, quilting and dressmaking and additionally a pattern will be supplied to make the pieces created on the day into a zipped pouch when you get home. Materials cost £7.50, payable to the tutor on the day of the class. A supply list is also provided. Suitable for beginner to intermediate. 3 hour twilight

[Friday, Saturday & Sunday](#)



Freeform Concentric Circles

Chiara Cingano, Italy

This is a class for the adventurous quilters of any level, as we will be trying our hand at cutting free form with a rotary cutter without a ruler. Combine a number of fabrics to make a small cheerful panel, table runner or cushion front to be completed in class or at home. This technique will give you the confidence to try more complex combinations, or a variety of sizes. Full instructions will be given. A Kit of hand dyed fabrics will be provided by the tutor, cost £15, payable in cash on the day of the class. Or you can bring your own fabrics, a supply list is provided. Suitable for any level. 1/2 day w/shop

[Friday](#)




Freehand Curve Landscapes

Jo Avery

You will be exploring freehand curve piecing and building up three dimensional layers to achieve a pictorial effect of trees in a landscape. These can be fresh and modern or more subdued depending on your tastes. You will learn how to cut and piece a range of curves and how to plan vertical and horizontal layering to achieve a stunning effect. You won't believe how quickly these come together and how much fun this technique is! Jo can supply a kit with fabric, cost £12 payable to Jo on the day of class, or a Supply List is provided. Suitable for intermediate level.

1/2 day w/shop

[Saturday](#)



From Paper Silhouette to Stunning Quilts

Angela Madden

Cutting paper is fast, fun and a brilliant way to 'discover' unique designs for quilts. Adding a fabric twist to a traditional Japanese idea produces designs which can be themed or abstract, big or small, simple to detailed, you choose. The technique is ideal for experienced quilters or beginners, confident designers or the 'artistically terrified' guaranteeing amazing results every time.

45 mins Lecture

[Sunday](#)



Funky Chickens

Jane Davies

Have fun with a sewing machine and produce this funky design of chicks and flowers, using die cut fusible bonded fabric shapes placed onto a background fabric. Once the design has been finalised, the fabric shapes are ironed in place and then free motion stitching is used to anchor them into place. Free machine stitching can also be used to further decorate and embellish the design. Some experience of free motion stitching/free machine embroidery would be a definite advantage for this workshop although help will be given to those less experienced. The piece can be finished off at home and turned into a cushion cover, bag front or small wall hanging. A kit containing all fabrics, threads and instructions will be available to purchase from the tutor at the price of £10 on the day. Suitable for intermediate sewers.

3 hour twilight

[Saturday](#)



Garden Tiles

Cecile Whatman, Australia

This workshop is a great class for beginner embroiderers or those who want to hone their embroidery skills. Working with a hand dyed felt background, a simple leaf 'tile' will be created with silk georgette, velvet and cotton. It will then be embellished with a minimum of six different embroidery stitches and slightly aged with metallic elements such as wax, foils and paint. Materials will be supplied, cost £5 payable in cash to the tutor on the day of the class. A supply list is also provided. Suitable for any level.

1 day w/shop

[Friday](#)



Heirloom Feathers and Backgrounds

Cindy Needham, USA

This is a "lecture/Demo only" class where you will learn the building blocks of creating your own style of heirloom feathers and backgrounds. Cindy will take you step by step on creating a basic feather and then making it your own with beautiful embellishments and details. Heirloom background designs will be taught as well. Basic thread instruction will be provided on how to choose and use different weights and types of thread to achieve beautiful results. Loads of beautiful samples are available for fondling. Extensive handbooks are provided on a CD at no charge. Suitable for any level.

1/2 day lecture/Demo

[Friday](#)




Hodgepodge: Making it Happen!

Nancy Crow

In her talk, Nancy will cover three very important parts of her recent creative life. First she will describe (with illustrations) the building of her brand new 2-story studio, a dream of 15 years finally come true, on her rural Ohio farm. Second, she will discuss the curating of two major traveling exhibitions including CIRCULAR ABSTRACTIONS: BULL'S EYE QUILTS, specifically explaining how it developed. Third, she will include a brief survey of her own studio work. Photo by J Kevin Fitzsimons

45 mins Lecture

[Thursday](#)



In the Shadows: Reverse Applique with Transparent Fabric

Ruth Singer

Take applique and layering to the next level with this exciting technique of using transparent fabrics layered and cut away. Using delicate silk organza, you will learn how to prepare and hand stitch a design by hand and create the subtle shadow effects by removing layers of fabric. We will also cover embellishing with shadow embroidery stitch and trapping fragments between the layers. You will create a small sampler during this workshop which can be incorporated into larger project if desired. This technique was used by Ruth Singer to create her Fine Art Quilt Masters winning piece in 2016. All materials will be provided, cost £7 payable in cash to the tutor on the day of class. Suitable for any level.

1/2 day w/shop

[Saturday](#)



Indigo and Shibori Dyeing

Cecile Whatman, Australia

Indigo and Shibori go together like bacon and eggs. Although both can be enjoyed separately, they work wonders together. In this course you will learn all about indigo; its history, chemistry and how to use it as a dye. You will also explore at least six different shibori techniques over three categories of traditional processes. Dye will be rinsed out at home. Materials will be supplied, cost £15 payable to the tutor on the day of the class. A supply list is also provided. Suitable for any level.

1 day w/shop

[Sunday](#)



Ink Tense Pencil Delft Tiles**Angela Daymond**

In this hand stitching workshop you will begin by learning how to use a blue ink tense pencil (which you get to keep after the workshop) to colour white cotton fabric to create a beautiful blue design based on a delft tile. Delft is blue and white pottery made in and around Delft in the Netherlands. Ink tense pencils are watercolour pencils and when water is added they produce an ink, once dry this becomes waterproof and makes a wonderful design ready for stitching around. You will add textile medium and water to your pencil lines before drying off your work ready for stitch. You will then use the wonderful and relaxing Kantha stitching to give texture and dimension to your work. A variety of running stitches will be used including whipped and laced with perle 12 thread to add solid lines and texture. You will pick up lots of tips about starting and stopping your threads. All resources are provided and cost £6 payable to the tutor on the day. Suitable for any level.

90 mins w/shop

Sunday**Innovative Screen Printing****Leslie Morgan**

This two-day Masterclass in the Creative Textile Studio, will introduce you to Screen Printing. The methods are uncomplicated and allow you to make very personal cloth useful for pieced or whole cloth quilts. During the workshop, you will learn about different dyes and techniques. We will be using Procion Fibre Reactive dyes so that the cloth will be soft and easy to stitch. Suitable for any level. There will be a supply list and materials cost of £20, to be paid in cash to the tutor on the first day of the class.

2 day w/shop

Tuesday-Wednesday**Inspiring Creations in 3D Applique****Elina Lasis-Grinberga, Latvia**


During this workshop we will be exploring the diverse possibilities and visual effects of 3D appliqué – experimenting with different fabrics, combinations of various techniques and modern materials. Creative approach to this seemingly simple but many-sided appliqué technique offers diverse opportunities for transformation of the surface. You will create hand-sewn, machine-sewn 3D appliques and several small samples will be completed. These can be used afterwards as ideas for a bigger work. Additional emphasis will be put on how to apply the machine-embroidery as a part of the design to incorporate lightness and transparency into artwork. A supply list is provided. Suitable for any level.

1/2 day w/shop

Friday**Intro to Long Arm Quilting****Tracy Pereira**

Come and experience the Bernina Q24 longarm quilting machine with this introductory mini-taster class. Designed for the creative and curious thinking about purchasing a quilting machine or just simply interested to know more about them this 90 minute hands-on session will introduce you to the pleasures of free-motion and pantograph quilting. This class is a shared experience with two students per quilting machine head. It is taught by longarm quilting expert Tracey Pereira who is a Bernina Q20/Q24 Longarm Quilting consultant. She has been longarm quilting since 2000, has won several major awards at home abroad and is a qualified quilt judge with the Quilters' Guild of the British Isles. There is a maximum of four students per class, working on 2 Bernina Q24 machine heads on one frame. Suitable for longarm quilting beginners.

90 mins w/shop

Sunday**Invisible Machine Applique****Dawn Cameron Dick**


This is a chance to learn everything about IMA as we will have sewing machines! You will learn how to produce a perfect invisible stitch on your machine that absolutely looks hand done. No bonding web or satin stitch here! There are so many uses for this wonderful stitch that it will become an essential part of your quilting repertoire. We will make several samples. You will be using a Bernina sewing machine Materials will be provided by the tutor, cost £12 to be collected on the day. Suitable for all levels.

1/2 day w/shop

Thursday**Jane Austen's Quilt****Sue Dell**


Jane Austen was an adept needlewoman who did plain sewing and participated in the decorative crafts of the wealthier classes. Sue Dell, who is a member of the Collections Team at Jane Austen's House Museum will deliver a fascinating and insightful talk on the unique and beautifully designed quilt Jane, her mother, and her sister stitched together and which is now displayed at Jane Austen's House Museum. Slides showing the quilt in previously unseen detail will accompany a discussion of its design, construction, conservation and historical context. The talk will conclude with information on the conception and construction of the Community Quilt, made in 2017 to mark the bicentenary of Jane's death, and on display here at the Festival of Quilts.

45 mins Lecture

Friday & Sunday**Lattice Work & Fussy Cutting****Sylvie Plested**

This workshop will teach you how to make a wall hanging, constructing the lattice work first before fussy cutting fabrics with motifs like elephants, flowers, bees and more, fabrics you normally would not like to cut into. Instructions will be given to make a wall hanging but other instructions are included to make a quilt at a later date. All necessary fabrics will be provided for the wall hanging, cost £12.00 to be paid to the tutor on the day. Suitable for beginners but knowledge of using a sewing machine and sewing straight lines would be advisable. Using a rotary cutter will be taught during the workshop.

1/2 day w/shop

Saturday

Layer, Paint and Stitch**Wendy Dolan**

Wendy will share her exciting world of stitched textiles in this 30 minute demonstration. An experienced artist, tutor and author she will show her techniques of layering, painting and stitching, encouraging you to experiment at home. Inspired by the landscape and working from a photograph and sketch, a variety of natural fabrics, calico, silk noil, scrim, cotton batting, will be layered to create a textured surface. This will then be worked into with freehand machine stitching. Three dimensional fabric mediums will be applied before painting the textured surface with water based fabric paints. Freehand machine stitching will then be added using coloured machine threads to emphasise the design details and add to the surface texture. Wendy is the author of Search Press's best-selling publication *Layer, Paint and Stitch* which gives an in depth exploration of these exciting textile techniques.

30 min demo

Thursday**Layering Fabrics & Stitches: Mixed Media for 3D Shapes****Isobel Hall**


In this power point presentation a variety of unique vessels will be featured. The basic techniques involved layering fabrics and stitches. Items selected for discussion are those that have been created in the last three years and will include Isobel hall's latest work featuring hand made vessels created from batting and scrim. All are robust and some tell a story as they were made for her exhibition entitled PAX, WAR AND FAMINE. Isobel is basically a hand stitcher and hand stitching and mixed media is used to enhance and tell the story in her evocative stitched sculptures.

45 mins Lecture

Friday**Let it Circle!****Elina Lusi-Grinberga, Latvia**


Since ancient times circles, either a form or a line, have been very appealing to the human eye, - mostly due to their decorative qualities and visual impact. In this class we explore circles in a contemporary way by combining various techniques as well as hand and machine sewing and the various opportunities they offer, including the creation of 3D designs. The more the fabric is re-worked and transformed, the more playful and interesting the work becomes. There is a great variety of techniques you can employ (embroidery, free appliqué, lace etc.) in order to change and enhance your quilt. This workshop will lead to a range of opportunities to improvise and will show you how quickly and easily you can develop your own style. Elina will provide step by step guidance as well as teaching the principles of composition and design enabling you to create of one or several small projects. The pattern can serve as a basis for a mini quilt or may also further function as an idea or a part of a bigger quilt. A supply list is provided. Suitable for any level.

1/2 day w/shop

Thursday**Life's a Bleach!****Mary McIntosh**

In this one day class you will be using Decolourant to remove colour from black cotton and black linen cloth. You will use a variety of methods to create intricate and layered designs and take home two unique pieces of fabric ready for stitch. This technique can be quite messy and smelly and is not recommended for those with breathing problems. All fabric, materials and equipment provided for a materials charge of £20, payable to the tutor on the day of class. Suitable for any level.

1 day w/shop

Wednesday**Linen Wholecloth Quilts****Cindy Needham, USA**

This is the lecture portion of Cindy's workshop. Cindy is known in the quilting world for turning vintage linens into heirloom wholecloth quilts. She will walk you through the basic guidelines of creating your own beautiful heirloom linen quilt, choosing threads, fabrics and basic wholecloth design. Beautiful samples are available for fondling. Extensive instructional handbooks are provided on a CD at no additional charge. Suitable for any level.

1/2 day Lecture/Demo

Thursday**Little Kantha Toadstools****Gilli Theokritoff**

Kantha is a form of stitch originating in India, where it has many traditions and variations. Contemporary Kantha, in the form of the Little Toadstools, is relaxing and enjoyable. We use simple stitches – running stitch, backstitch and occasionally chain stitch – to highlight the foreground and use the direction of the stitch to create a dynamic background. A kit costing £9 will be provided by the tutor, payable in cash on the day. 90 mins w/shop

Friday**Long Arm Drawing****Linzi Upton**

Innovative British quilter, Linzi Upton will work with students to produce a small, coloured whole-cloth quilt based on her prize winning quilt, "Beezlebub" using some longarm quilting rulers but mostly free motion techniques. Time to switch off the Stitch Regulator and go for it in manual! Students will be encouraged to work fast but there may need to be some finishing off at home. There is a maximum of four students in this class, working on 2 Bernina Q24 machine heads on one frame. This 3-hour class will be intense but fun! Suitable for intermediate to experienced level longarm quilters.

1/2 day w/shop

Thursday

Long Arm Quilting: Rulers for Rookies

Lisa H Calle, USA

So you're not ready for the Major Leagues when it comes to working with rulers? No worries! Join Lisa in Rulers for Rookies and be ready for three full hours of ruler action on Bernina Q24 long arm quilting machines. This class is a comprehensive class incorporating not only straight edges and circles but some of the other Quilter's Groove Rulers as well. Regardless of whether you have never touched a ruler, or feel that your skills could use a little coaching, this class is for you. Lisa will coach her team of temporary rookies to victory while working on the Ohio Star quilt block panel. She will have you pushing those days of feeling like a rookie aside and have you ready for the Pros! There is a maximum of 4 students in this class, working on two Bernina Q24 machine heads on one frame. Suitable for beginners to intermediate level long arm quilters.

1/2 day w/shop

Friday**Machine Pieced Circles**

Chiara Cingano, Italy

If you have always wanted to be able to sew circles into a background by machine instead of appliquéing them, this is the class for you. Using very simple aids, you'll learn how to machine sew circles in one continuous seam, without breaking the background (or the circle) and you will make a stunning a cushion cover that can be finished in three hours. Full instructions will be given. A Kit of hand dyed fabrics and freezer paper will be provided by the tutor, cost £15 payable in cash on the day, or you can bring your own supplies, a list is provided. Suitable for any level.

1/2 day w/shop

Thursday**Medieval Textile Tiles**

Alicia Merrett

Medieval tiles are found in many ancient churches, cathedrals and abbeys, and have beautiful designs that have often inspired modern tile design. Designs are often heraldic, incorporating castles, birds, lions, eagles, mythical animals, and can be also foliated (based on nature). They can be very effectively translated into textile tiles. In this workshop we will trace a design, assemble the tile in fabric, quilt it, and mount it on a 6" by 6" stretched canvas frame. Suitable for all levels. There will be a £5 materials cost, payable in cash to the tutor on the day. Supply list provided for items you need to bring with you.


1/2 day w/shop

Saturday**Mola Patchwork by Hand**

Mick Stead

Layers of fabric are sewn together; the design is then formed by cutting away parts of each layer. The edges of the layers are then turned under and sewn down using thread the same colour as the layer being sewn using tiny blind stitches. This class is aimed at all levels. Some materials will be provided, cost £5 payable to the tutor on the day of class. A supply list is also provided.

1/2 day w/shop

Thursday**My Bonnet Wall Hanging with Hand Applique**

Jolanda Zeimer, Germany

Jolanda uses a full-proof technique for hand applique that gives excellent results for anyone with a short amount of time. On this fun 19" x 19" wall hanging you can practice your hand applique techniques with Jolanda guiding you. Each of the four small panels has its own difficulty level. You start with a simple Bonnet where you learn the technique that Jolanda teaches and you can perfect your needle turn applique. With each panel you gradually drift into a more advanced level. Without you realising you will end on the last panel where the Bonnet is watering her plants and where you can let your fantasy run free with the embellishments. A kit contains enough material for the complete wall hanging and embellishments. Each kit will have different colour combinations for you to create your own unique piece. Kits cost £29.50 payable to the tutor on the day of the class. A supply list is also provided. Suitable for any level.

1 day w/shop

Sunday**New and Improved English Paper Piecing**

Dawn Cameron Dick

Gone are the days of cutting, tacking and whipstitching to make your pieces. Dawn will introduce you to fun, easy ways to make your pieces. You will make Hexagons and Honeycombs that will become beautiful, one of a kind, kaleidoscope masterpieces. Now EPP will become a fun, portable way to create blocks you will be amazed with! Materials will be provided, cost £12 payable in cash to the tutor on the day of the class. Suitable for any level.

1/2 day w/shop

Saturday & Sunday**New York Beauty: The Easy Way**

Dawn Cameron Dick

You will learn to use foundation paper piecing to construct your blocks. This will ensure you produce perfect points every time. Then, rather than having to deal with curved piecing, you will use Dawn's Invisible Machine applique technique to construct the block. You can perfectly piece many other blocks with this fun technique! Materials will be provided, cost £12 payable in cash to the tutor on the day of the class. Suitable for any level.

1/2 day w/shop

Friday**Old Man Time: An Art Quilt**

Cecile Whatman, Australia

In this class, you will create a small wall hanging or feature panel for a larger quilt. Working on a base of a cotton fat quarter, you will experiment with altering the fabric with fabric paints; stamp images onto fabric and tissue paper, learn how to laminate pre printed tissue paper and lutradur onto the fabric background; transfer images with preprinted Transfer Artist Paper (TAP) and complete an aged effect by using encaustic wax over the surface. The completed piece could also be framed or stretched over a canvass to hang. Extensive explanation and discussion on the materials being used and alternative applications will occur during the class. Materials will be provided, cost £8 payable to the tutor on the day of the class. A supply list is also provided. Suitable for any level.

1 day w/shop

Thursday

Once More into the Bleach!**Mary McIntosh**

Mary will demonstrate how using decolourant and a variety of pigments to remove and replace colour in cloth in a variety of techniques creates exciting backgrounds for stitch and applique.. See how to create sumptuously rich backgrounds ready to stitch. 30 min demo

Sunday**Original Celtic Designs in Minutes****Angela Madden**

Angela will show you the fastest and easiest way to create original Celtic style interlaced, designs for any project. She will show how no special tools, artistic talent or experience is required to achieve stunning results. All you need for success is a pencil, felt pen and a piece of greaseproof paper. Designs are suitable for quilting or appliqué (raw edged or turned) and best of all everyone thinks Celtic designing is very difficult. So join Angela and don't tell them they are wrong! 45 mins Lecture

Saturday**Painted and Gilded Leaves in Lutradur****Pat Archibald**

Join Pat for this demonstration of just how easy it is to paint Lutradur (a spun bonded textile) to produce a variety of realistic leaves that can then be stitched onto your projects. Enhance the effects by gilding them with metallic foils and finish by adding a touch of magic sparkle. No artistic ability is required and you will leave the demonstration with many ideas of how to use Pat's templates and techniques in your own work. 30 min demo

Saturday**Pantograph Quilting A-Z****Aggy Burczyk, Switzerland**

Pantograph quilting is the easiest and fastest way to quilt professionally for others. Are you new to longarm quilting or would you like to know just a bit more before deciding on the purchase of your own longarm? Don't miss this lecture/demo class in which Aggy will show you the basics of the pantograph quilting process as well as some tricks on how to adapt the pantograph design to your needs and what to look out for while loading your quilt, advancing your quilt and how to accurately set the top, sides and lower borders. The class will include an overview of different pantograph designs and how to best choose a pantograph for different purposes and skills. During the class you will have the opportunity to try out a pantograph design yourself. There is a maximum of 4 students for this 90 minute session. Suitable for beginner long arm quilters. 90 mins w/shop

Saturday**Pebbles, Echos & Cross Hatches: Long Arm Quilting****Lisa H Calle, USA**


They are all so amazing but which one will make your quilt look fabulous? Fills are a beautiful thing to waste and so is your time deciding which one to incorporate into your piece of art. During this hands-on long arm quilting class you will get the opportunity to dive into the world of fills and gain the insight needed to select just the right fill for your design. Lisa will provide you with the knowledge on how to choose the correct scale for the fill and the correct thread for your piece, ultimately giving you the power to place amazing fills on your quilt. The idea of Pebbles, Echoes and Crosshatches will no longer be, "Oh My!" - Lisa assures you that instead it will be, "Oh Yeah!" There is a maximum of four students in this session working on 2 Bernina Q24 machine heads on one frame. Suitable for beginner to intermediate longarm quilters. 1/2 day w/shop

Saturday**Penny Rugs****Jane Davies**


Penny Rugs originated in the USA during the 19th Century as a thrift craft using cast off woollen fabrics or small pieces of felt. Coins were used as templates to cut out circles and people drew around their fingers to make 'tongues' or ears. These scraps were appliquéd onto a small background to make decorative rugs for table tops or candle mats. Start to sew this delightful little mat using subtle shades in felt and embroidery threads. Simple hand stitches are used to attach and adorn the scraps to produce a charming testimony to times gone by. The mat can be finished off at home and small buttons or beads added if wished. A kit containing all fabrics and threads, instructions and patterns will be available to purchase from the tutor on the day at the price of £10. Suitable for intermediate sewers. 1/2 day w/shop

Sunday**Personal Design Applique and Embroidery****Sandra Johnson, USA**

Utilizing a whole cloth, you will learn how to create and customize an applique silhouette art quilt. Sandra will provide coaching and guidance on the size and colour of embroidery floss that should be used to bring the silhouette appliques to life. You will start a quilt to finish at home that is both thoroughly considered and completely unique. Some materials will be provided, cost £15 payable in cash to the tutor on the day of class. A supply list is also provided. Suitable for intermediate/advance level. 1/2 day w/shop

Friday & Sunday**Piece & Quilt a Small Clutch Bag****Sarah Soward**

In this workshop you will be doing machine piecing and machine quilting, to make a handy little bag, that can be used for makeup, sewing or jewellery. The bag can be made with two compartments and can be made with a flat bottom or pointed corners. The bag is closed with elastic and a button. Materials will be supplied, cost £12 payable to the tutor on the day of class. Suitable for any level. 1/2 day w/shop

Saturday

Playing with Monoprinting**Chantal Guillermet, France**

Using a simple drawing method you will learn how to monoprint your design on fabric. You will make a small project (about A4 or 30 x 30 cm); you will also work on the background, using stencilling or prints and we will discuss how to embellish it. You will finish it with free motion quilting. Stencils and pattern will be at available, but you are welcomed to bring your own. Materials cost £3, payable to the tutor on the day, and include mono printing plates, paint, fabric medium, sticks, watercolour pencils and neo-colour pencils. A supply list is also provided. Suitable for intermediate to advance level.

1/2 day w/shop

Saturday**Porthole Crumb Block Cushion Cover****Chris English**

Create a cushion cover or start a brand new quilt by using up your scraps and recycling a piece of your old clothing to create crumb blocks. You'll then use these blocks to create your cushion cover or quilt. You'll learn how to add interest and contrast by adding a porthole using reverse applique and to finish off we'll experiment with some quilting using different weight threads to add texture to the quilt top. A supply list is provided. Alternatively, Chris can provide a kit of fabric scraps, old shirt and wadding, cost £10. Suitable for any level.

1/2 day w/shop

Thursday & Sunday**Precision Piecing****Philippa Naylor**

This is a practical workshop to help you achieve prize winning accuracy. Masses of techniques, information and advice on every stage of the piecing process will be shared by Philippa. Fabric selection, using the correct rotary cutting methods, sewing accurate seams, matching points and pressing are examined in detail with extensive demonstrations. Make a perfectly sized, 'no points lost' block, add double borders with beautiful mitred corners and never be frustrated again! Patterns are provided. Detailed colour photocopies are available, cost £2 payable in cash to the tutor on the day of class. A supply list is also provided. Suitable for any level.

1 day w/shop

Friday**Quilting 3D Objects****Isobel Hall**


Techniques taught during this one day class will focus on how to construct a sturdy 3D shape using CMC powder, batting and scrim. As drying time is essential for the process you will make your own cast to work on under the guidance of the tutor. A second hand made cast made earlier by the tutor will be provided for you to stitch into on the workshop. You will therefore have two vessels to take home and will have sufficient information to complete the vessels in your own time. Hand stitching will be used to quilt the vessels. Some students may decide to continue constructing their vessel in the afternoon and Isobel is flexible on this. The aim is to provide you with as much information as possible in the time frame thus enabling you to explore and expand this technique for quilting 3D shapes. Materials will be provided, cost £10 payable to the tutor on the day of class. A small Supply List is also provided. Suitable for any level with basic knowledge of back stitch and running stitch.

1 day w/shop

Saturday**Quilts from Utility to Art****Linda Seward**

This lecture will appeal to anyone interested in quilts, from absolute beginners to advanced quilt makers. It features dozens of antique quilts as well as the exciting work of over 30 contemporary quilt artists. Linda defines exactly what a quilt is and how one is made. She then goes on to explore how the different traditional styles of patchwork, appliqué and wholecloth quilting were used to make utilitarian quilts in the past. Linda will then demonstrate how these basic styles have gradually developed into textile art over the years by showing photographs of art quilts with detailed close-ups. Finally Linda will show a selection of quilts that defy tradition and embrace the concept of the art quilt in all its glory.

45 mins Lecture

Thursday**Road Runner: Embroidered Needle Roll****Sue Spargo, USA**

Come and enjoy a relaxed day of sewing with Sue Spargo. You will be creating an embroidery sample to be finished as a unique needle roll. The focus of the class will be on the use of Wonderfil Eleganza Perle Cotton in sizes 8, 5 and 3. You will learn a few stitches using them in different formations and combinations. Each cover created will be unique. Instructions to finish the needle roll at home will be provided. Some materials will be supplied cost £20 payable to the tutor on the day of the class. A small supply list is also provided. Suitable for beginners.

1 day w/shop

Sunday**Rulers, Stencils, Echo Rings****: All the Help I Can Get!****Aggy Burczyk, Switzerland**

Why not use all the help you can get to achieve perfect quilt designs without automation? Don't miss this lecture/demo class in which Aggy will show you some tricks of the trade including rulers, stencils and echo rings and how to combine these tools for perfect quilting results. The class will include an overview of available tracing and marking tools - where and where not to use them. During the class there will be hands-on opportunities for the students. There is a maximum of four students in this 90 minute session. Suitable for beginner to intermediate long arm quilters.

90 mins w/shop

Saturday**Scrap Piecing for Art Quilts****Gillian Cooper**

Learn how to use small leftover scraps to create a new piece of fabric, which will make a sympathetic background for art quilts, using raw edge appliqué. Once pieced, we will overpaint the background to create harmony. Advice will be given on how to complete the piece at home, either using paintstiks or additional appliqué. This technique is the basis for many of Gillian's art quilts. Although she tends to use a muted palette, you will have the opportunity to go as bright as you like. Materials are provided, cost £10 payable to the tutor on the day of these class. Suitable for all levels.

1/2 day w/shop

Friday

Sew-in Circles without Pinning!**Sandra Johnson, USA**

Join Sandra who will demonstrate and showcase creative quilt block designs that have been constructed of sew-in circles. You will be shown how to create sew-in circles of any size, without using pins and you will be encouraged and given time to make your own sew-in circle quilt block to use on future quilt projects. Some materials will be provided, cost £15 payable in cash to the tutor on the day of class. A supply list is provided. Suitable for intermediate/advance level.

1/2 day w/shop

Saturday**Showing off! Long Arm Quilting****Linzi Upton**

This is a fun demo class to show off the capabilities of Bernina Q24 longarm machine. Linzi will demonstrate the capabilities of free motion quilting using a Bernina Q24 longarm quilting machine. Students will be shown how to do couching, twin needle work, and work with unusual materials and threads. She will show examples of these techniques used on actual quilts. There is a maximum of 15 students in this 45 minute demo session. Suitable for all experience levels.

45 mins demo

Sunday**Size, Spacing and Scale: Long Arm Quilting****Lisa H Calle, USA**

This class sounds just like a science experiment! These three elements – size, spacing and scale – are critical in creating a well balanced piece. Come and learn some of the secrets for ensuring that your size, spacing and scale are perfect for your quilt in this long arm quilting session. There is a maximum of 15 students in this 45 minute demo session. Suitable for all experience levels.

45 min Demo

Friday**Stamp Making & Printing****Cecile Whatman, Australia**

Learn how quick and easy it is to make your own original stamps for fabric, paper, canvas or any surface. We will explore carving, moulding, found objects and other simple household items; make four to six stamps and stamp layers onto fabric to start your next textile project. Materials costs £15 for stamp making materials and tools and other consumables collected by the tutor on the day. A supply list is also provided. Suitable for any level, including older children

1/2 day w/shop

Saturday**Stitching, Mending & Making Do:****Gathering the Threads****Christine Chester & Lynn Knight**


Who knew that women were once warned that ready-made clothes provided an 'increased opportunity for idleness', that inter-war women who sought glamour were advised to 'stitch in the chic', and that mending could have a contraceptive value? These and other themes regarding women's lives will be explored by Lynn Knight, author of *The Button Box*, 'an ingenious tour of domestic and social history', and by textile artist Christine Chester, who will discuss how the book's themes have inspired the work in the gallery of the same name by textile group *unfold*. For further information see Lynn Knight www.lynnknight.co.uk and Christine Chester www.unfoldtextiles.com.

45 mins Lecture

Thursday**Stripes Six Ways****Cindy Thury Smith, USA**

We all know how great bias striped binding looks on a quilt. This class will show you six other surprising ways to use stripes, from embellishments to jewellery to two different fancy striped pieced units. These units can then be used in many traditional block patterns. Two quilt designs will be presented. You will have enough time to make several units if you want to swap/share with your classmates. A supply list is provided. Suitable for Beginner to Intermediate Level.

1/2 day w/shop

Thursday**Strips Galore****Jan Hassard**

This workshop is another in Jan's popular series of designs using colour and shape to achieve a vibrant pattern. Using strata runs of strips of fabric from light to dark plus an easy cutting and placing technique, this workshop will result in large or small wall hanging, quilts or pieces for bags, cushions etc. This class provides an inspirational base for students to produce their own colourful geometric quilts. Instructions will be given for finishing and quilting. The class will be accompanied by a comprehensive hand-out and an A4 colour photograph. A supply list is provided. Suitable for any level.

1/2 day w/shop

Friday**Sunshine in Pictorial Quilt Design****Michael Fitchett**

Join Michael and explore how vibrant light and mellow shade can create scenes you could walk into. Using colour paper, you will create a collage which will be a plan for a 12 x 16 inch (or larger) quilt that can be made at home. And be inspired to find ideas through photos and places you visit. Materials packs costing £5.00 will contain everything for the class (payable to the tutor on the day), but please bring small paper cutting scissors.

1/2 day w/shop

Thursday**Tassels and Fringes by Machine****Pauline Barnes**

Tassels and fringes stitched on the machine can be used to embellish and perhaps edge your textile pieces. You will make several samples using a variety of threads and learn how to make your own simple 'equipment' at home. All materials will be provided, cost £5 payable to the tutor on the day of class. Suitable for all levels.

3 hour twilight

Friday**Templates/Rulers & Machine Quilting:****A Primer Course****Patricia Simons, USA**

Are you ready to take the next step beyond stitching in the ditch and meandering with your home machine? Perhaps you have heard of a particular foot you can put on your home machine to use templates when quilting? Or perhaps you have a mid or long-arm machine and you want to try using templates? Join Patricia Simons and learn the basics of machine quilting with templates (aka rulers). Find out why templates are made out of different thicknesses and strategies for getting really small or achieving points. Get the facts and knowledge before you leap into the exciting world of templates and all the possibilities available.

45 mins Lecture

Sunday

Tendrils Project Pouch**Jo Avery**

Jo's Tendril Technique is a quick and simple way to machine applique without raw edges. You will be using this on at least one prepared panel (two if you are quick) and then turning them in to a useful generous zippy pouch (perfect for storing your current craft project). You will need to bring your panels ready quilted. You will love this neat applique technique for leaves and stems and Jo will also be sharing plenty of tips for using zips and adding a gusset to your pouch. You will need to bring two already quilted panels each measuring W13in x H11in, these can be pieced or whole cloth, please contact Jo if you require more info. Jo can supply a kit with everything else required cost £6 payable to Jo on the day of class, or a supply list is provided. Suitable for intermediate level.

1/2 day w/shop

Friday**Textured Treasures****Greta Fitchett**


In this session you will use raw edge applique to create a 'new' fabric. Torn fabrics and lace are machined to a background creating a textured surface. More decoration is added with machine patterns, couching, and hand stitching. The workshop shows creative re-using and re-cycling of materials. There is a choice of small project ideas for using the fabric which include a book wrap, or smaller pieces can be feature squares in cathedral window units, applique on a quilted book wrap, a small padded heart shape, and as a foundation for inchies. Instructions and templates will be available for all of the ideas. Materials will be provided, cost £5 payable in cash to the tutor on the day of the class. Suitable for intermediate level.

1/2 day w/shop

Thursday**The Finish Line****Philippa Naylor**

Be inspired by a range of decorative edges to take your quilt, wall hanging or home furnishings from being good to being really special. You will make samples to discover how to create shaped and straight edge facings, how to make decorative rouleau loop trims and how to create a range of fancy prairie point details. In addition to this Philippa will share tips on how to hang and support unusual shaped quilts with plastic boning reinforcements that are invisible from the front of the work. So much more interesting and inventive than the usual binding, this class will inspire you to make the most innovative design choices right up to the very last stitch. Detailed colour photocopies available, cost £2, payable to the tutor on the day. A supply list is provided. Suitable for intermediate level.

1 day w/shop

Saturday**The Power of Three: Long Arm Quilting****Lisa H Calle, USA**

Feel empowered to quilt with rulers by attending Lisa's newest long arm quilting demonstration, "Flower Power". Lisa creatively incorporates the use of flowers to power through an adorable little 17" x 17" mini panel, which can also be made into a cushion. In this session you will learn some tips and tricks for stitch in the ditch and ruler work. Amazingly enough this little beauty only uses three different rulers. The final phase of this project is on Lisa's most asked about technique 'sand stipple'. Don't remain powerless to the idea of quilting, Lisa will plant seeds of confidence during this fun and engaging demo. Suitable for beginners to long arm quilting.

45 min Demo

Friday**The Rhapsody Revolution****Ricky Tims, USA**

Ricky Tims is the originator of the Rhapsody quilt. Rhapsody quilts have a distinctive design aesthetic. Both traditional and contemporary quilters will learn to create their own outstanding and original quilt using Ricky's easy design concepts. The 90 minute session covers the designing and construction using a no-pins precision patchwork technique (with no quarter-inch seams). This quilt is far easier than it looks. Also included is Ricky's award-winning enhanced outline machine appliqué technique. It's an easy quilt with big impact. A booklet to take away is included.

90 mins lecture

Friday**There is Creative Freedom in Sewing Letters!****Sandra Johnson, USA**

Quilting is pluralistic by nature, and this great community is what brings us all together. In this class, a conversation will occur, which will allow everyone the opportunity to explore how their quilting design can stand apart, and allow them to find their own voice, which speaks to who they are, and guides them forward as they evolve through the art of quilting. You will learn to piece letters into a quilt, as a means of expressing your own unique point-of-view. Our marks are our signatures, and in this class, you will explore all the possibilities using the English alphabet. Materials will be provided, cost £15 payable in cash to the tutor on the day of class. A supply list is also provided. Suitable for intermediate/advanced level.

3 hour twilight

Friday

Thread and Felt Pictures**Gill Towell**

This class will teach you to use a domestic sewing machines to create thread pictures with wool felt. The technique layers felt on a calico foundation to create a block background onto which your thread picture will be created. In this class you will have a choice of 5 designs, building up the picture with small pieces of felt and sewing freely over them in a similar colour thread. Soon a thread picture emerges with a depth of colour created by the use of the felt. This technique is great for art quilting but can easily be used to create bag or cushion fronts as well as wall hangings. In this class you will make one A4 sized piece. Materials can be supplied, cost £12 payable to the tutor on the day of the class. A supply list is also provided. Suitable for beginners to intermediate level.

3 hour twilight

Saturday**Thread Therapy****Cindy Needham, USA**

This is the lecture portion of Cindy's Open Thread Bar workshop. Thread is critical in creating a beautiful quilt and is often one of the most frustrating parts when making decisions and trouble shooting problem threads in your machine. Cindy will teach you how to make good thread choices, how to audition threads and how to make educated decisions. She will also guide you through the Fabulous Four troubleshooting tips. Oodles of beautiful samples are available for fondling. Extensive handbooks are provided on a CD at no charge. Suitable for any level.

1/2 day Lecture/Demo

Saturday**Tips, Tricks & Techniques from 50 years of Quiltmaking****Cindy Thury Smith, USA**

Join Cindy Thury Smith for a humorous look at how quilting has erupted and evolved since the 1960s. The changes in the tools, patterns, books and fabrics available to us, plus how quilters communicate with each other will be touched upon including some hilarious "don't do this like I did!" stories. What we expect a quilt to be, how we will make it and how we can safely store it will be covered. Come prepared to relax and take notes.

45 mins Lecture

Thursday**Traditional made Modern Using Japanese Indigo Blue Fabric****Sandra Johnson, USA**

Using Japan's textile Indigo blue fabric, you will create a quilt that is uniquely your own. Indigo is native to Japan, and for centuries, it has inspired weavers, dyers, merchants and artists. Sandra will share stories behind traditional cotton folk textiles such as Boro, and Sashiko whilst you have the opportunity to work with indigo cotton, sew traditional quilt blocks in different sizes, and arrange them to create a quilt top. Guidance will be given in different hand-stitching techniques using embroidery threads of different sizes. This class will encourage inspiration of style from start to finish. Materials will be provided, cost £15 payable to the tutor on the day of class. A Supply List is also provided. Suitable for intermediate/advance level.

1 day w/shop

Thursday**Translating Ideas into Fabric****Kate Findlay**

Using examples of work from quilt artists practising today Kate will talk about the process from inspiration to actual quilt. The lecture will include different styles of work, from landscape to abstract. It will focus on different approaches to the design process, and look at how design principles help determine the final concept.

45 mins Lecture

Thursday**Trapezoid Bag: Fabric and Faux Leather****Janice Croft**

This lovely shaped bag opens wide for easy filling. Magnetic clasp makes it secure. It is made with fabric and faux leather, quilted onto foam for a sturdier bag that stands on its own two feet. Learn to piece, stitch and flip quilting, make easy pockets and insert a magnetic clasp. All materials will be provided (colours may vary), cost £10 payable to the tutor on the day of class. Suitable for beginners to intermediate level.

1/2 day w/shop

Sunday**Triangular Magic: Half Square Triangles Explored****Janice Croft**

Design and make a cushion with a zip. There are an infinite number of layouts for half square triangles, no two need be the same. Learn short cuts for making the triangles, how to square up and how to achieve perfect points. Leave with a cushion cover or two. Materials are provided, cost £8 payable in cash to the tutor on the day of class. A supply list is also provided. Suitable for beginners/intermediate level.

1/2 day w/shop

Friday**Twiddle Away: It's Fabric Play****Jennie Rayment**

Squares abound in these truly amazingly manipulated marvels. Create two ingeniously manipulated 12" completed squares ideal for quilt blocks/bag panels or even cushions. These novel techniques can be made from any sized squares and maneuvered in many ways so a wealth of deviously different designs awaits you. Ideal for all students of every age and ability who have fiddly fingers and a desire to twiddle and tweak material into amazingly different shapes and structures. All materials will be provided, cost £9 payable to the tutor on the day of class.

3 hour twilight

Saturday & Sunday

Twin Needle Magic**Pauline Barnes**

If you've never used a twin needle then this class is an eye-opener! Pauline will show you how versatile it is and you will make lots of machine stitched samples to inspire your future projects, from embellishment to edgings to new fabrics. All materials will be provided, cost £6 payable to the tutor on the day of class. Suitable for any level.

1/2 day w/shop

Friday & Saturday**Twist and Grout Rainbow Cushion****Louise Mabbs**

Make a fun and colourful 'Twist and Grout Rainbow' cushion using the Fibonacci sequence (1+1=2, 1+2=3...5,8,13) with a twist. You will join pre-cut strips of fabric, then fold and join them again to create the textured surface. First developed for Louise's The Quilters Guide To Twists and Tucks (Origami Quilts USA) 2006 (OOP) with lots of developments in between. A kit will be provided, cost £15 payable to the tutor on the day. It contains in depth instructions and enough pre-cut fabric pieces to make a 15" cushion cover with a zip or flap back. Other colour schemes also available Suitable for any level.

3 hour twilight

Saturday**Ultimate Backgrounds****Cindy Needham, USA**


Backgrounds provide the texture and shadow that make the primary quilting designs come alive and are critical to any beautiful quilt. Cindy will provide instruction on how to use her Ultimate Background stencils. All instruction can be used by students to use on their own without the stencils. Beautiful samples are available for fondling.

45 mins Lecture

Sunday**Ultimate Borders****Cindy Needham, USA**

Borders are one of the trickiest parts of designing. Join Cindy where she will teach you an easy method of making your borders fit and also provide instruction on how to use her Ultimate Borders. You will learn how to combine designs for custom borders and learn creative ways to fill your space. All instruction will adapt to any stencils the students have at home. Beautiful samples are available for fondling.

30 min demo

Thursday**Ultimate Stencils****Cindy Needham, USA**


Learn how to create your very own medallion designs using Cindy's circle and square Ultimate Stencils and transparencies! Cindy will demonstrate how to create a basic star design and then teach you how to add your own personal touches and embellishments. Instruction on enlarging your design and adding extra details is covered. Beautiful samples are available for fondling.

30 min demo

Saturday**Undulations****Jan Hassard**

This stimulating workshop explores pattern, colour and technique to make the illusion of diamond shapes curving up and down through this prize-winning quilt. Jan is an experienced teacher and specializes in colour and geometric designs. She exhibits and teaches widely and has won many accolades for her quilts. Instructions will be given for finishing and quilting. The class will be accompanied by a comprehensive hand-out and an A4 colour photograph. A supply list is provided. Suitable for intermediate level.

1 day w/shop

Saturday**Unique Art Textile Gift Creations****Eiina Lusiis-Grinberga, Latvia**

The aim of this class is to create small unique art pieces that can serve various purposes – miniature textile art piece, one of a kind gift card or a personal bookmark. While exploring the diverse possibilities of a collage, a considerable emphasis will be put on learning the composition and stitch design. By experimenting with different fabrics and combinations of techniques you will create several original art pieces. You will also learn how to apply the machine-embroidered lace as a part of the design to incorporate lightness and transparency into artwork. No specific amounts of fabric are required - this is a great way to use all the fabric scraps! The more the surface is re-worked and transformed, the more playful and interesting the work becomes. This course will lead to a range of opportunities to improvise and will show you how quickly and easily you can develop your own style. A supply list is provided. Suitable for any level.

1/2 day w/shop

Sunday**Unlock your Creativity: The Key is Templates/Rulers****Patricia Simons, USA**

Ever dream of being able to create your own quilting designs? Are you convinced the artistic fairy by-passed you when she was handing out talent? Learn how to move templates to create stunning designs that look complicated, but are in reality the simplest of shapes. Learn four techniques for moving templates which can be used by all regardless of your method of quilting (hand, domestic machine, long, mid, or short-arm machine). Patricia Simons will also discuss how to transfer the design to your quilt using a variety of methods as you learn how to release the creativity inside you.

45 mins Lecture

Sunday**Use Decorative Stitches in your Machine Quilting****Valentina Bukeeva, Sweden**

Get better acquainted with your best friend in the sewing room – your sewing machine. Valentina will demonstrate how decorative stitches can be used to enhance your projects and how you can easily use them to create quilted accessories, bags, clothes for adults and kids, tablecloth or clothes for dolls. See examples of Valentina's students' work at #shkola_bukeevoi.

30 min demo

Saturday

What Do Judges Look For?**Brenda Wroe, Quilters' Guild**

Brenda Wroe is a QGBI qualified quilt judge and Judging course tutor. She will explain how winning quilts are chosen and what makes a quilt a winner, whether it is in a competition or challenge, be it local, national or international. Her lively illustrated talk will dispel some of the myths that exist about quilt judging. She will also give an introduction to what is involved in becoming a qualified quilt judge. Come along to improve your chances next time you enter a quilt into a competition or challenge, or if you are interested in becoming a quilt judge yourself.

45 mins Lecture

Friday**Wholecloth Design****Cindy Needham, USA**

This is the lecture portion of Cindy's workshop. You can create beautiful wholecloth quilts with simple design guidelines. Cindy will take you through the basics of creating both a medallion style as well as an overall style wholecloth quilt. You will learn basic design elements and learn how to apply them both wholecloth and pieced quilts. Beautiful samples are available for fondling. Extensive handbooks are provided on a CD at no charge. Suitable for any level.

1/2 day lecture/demo

Sunday**Wonderfil Stitching****Herma De Ruiter, The Netherlands**

Beautiful threads make such a difference to your work but it can be quite scary to try some of them. Join Herma for this adventure and try some of those threads with expert assistance at hand. Try out different WonderFil threads, different stitches and combinations of both on a small sampler quilt. Add texture and colour to a piece of fabric in this workshop and take what you learn home to add interest to your quilts. We will experiment with decorative stitches, satin stitches, couching and more. The finished quilt will be mounted on a prepared canvas ready for display. A Kit will be provided, cost £10 payable to the tutor on the day of class, which includes fabric, batting, thread and prepared canvas.

Suitable for any level.

1/2 day w/shop

Friday**Woolly Block Winter Red Bird****Sue Spargo, USA**

This little 8" x 8" block is a great introduction to wool appliqué and basic stitching. Join Sue to learn about hand dyed wool using freezer paper templates and whip stitch appliqué. Finish bringing this little winter bird to life adding stitches to give him a feathery appearance. Some materials will be provided, cost £12 payable to the tutor on the day of class. A small supply list is provided. Suitable for beginners.

1 day w/shop

Friday

