

Europe's leading patchwork
and quilting show

The Festival of Quilts 2017

10th – 13th August

Hall 7, 8 & 9

NEC, Birmingham, England

Academy Workshops, Talks & Lectures

Timetable and
detailed information

For more information call: 0844 581 1289
(+44 121 796 6347 from outside the UK)

www.thefestivalofquilts.co.uk

Workshops in association with

HeMline *Spice Easy*
- GROVES



Image: Helen McBride Richter – thirty four?

Academy Timetable

In association with  
by GROVES

Tuesday 8th August							
Code	Start Time	Title	Tutor Name	Standard Price	Guild Member	Type	Level
301	09:30	Paper Lamination and Stitch	Christine Chester	£240.00	£220.00	3 day w/shop	AL
302	09:30	Eco Printing with Leaves and Natural Dyes	Brunhilde Scheidmeir, Germany	£240.00	£220.00	3 day w/shop	B
Wednesday 9th August							
Code	Start Time	Title	Tutor Name	Standard Price	Guild Member	Type	Level
303	09:30	Old Man Time: An Art Quilt	Cecile Whatman, Australia	£82.00	£77.00	1 day w/shop	AL
304	09:30	Magic Carpet Ride	Sue Bouchard, USA	£82.00	£77.00	1 day w/shop	B
305	09:30	Contemporary Improvisational Blocks & Decorative Stitches	Alicia Merrett	£82.00	£77.00	1 day w/shop	AL
306	09:30	Free Motion Stitching from Life	Susan Chapman	£82.00	£77.00	1 day w/shop	I
307	09:30	Tucked and Embellished Circles	Jennie Rayment	£82.00	£77.00	1 day w/shop	I
Thursday 10th August							
Code	Start Time	Title	Tutor Name	Standard Price	Guild Member	Type	Level
308	09:30	I Dream of the Sea	Cecile Whatman, Australia	£82.00	£77.00	1 day w/shop	AL
310	09:30	Dazzling Diamonds	Jan Hassard	£82.00	£77.00	1 day w/shop	AL
311	09:30	Shadow Quilting	Sandie Lush	£41.00	£38.00	1/2 day w/shop	AL
312	09:30	Potteries on Display	Chantal Guillermet, France	£41.00	£38.00	1/2 day w/shop	I/A
313	09:30	Invisible Machine Applique	Dawn Cameron Dick	£41.00	£38.00	1/2 day w/shop	AL
314.1	09:30	Metal Threads Demystified	Pauline Barnes	£41.00	£38.00	1/2 day w/shop	AL
315	09:30	Inspiring Nature, Stylised Trees	Elina Lusi Grinberga, Latvia	£41.00	£38.00	1/2 day w/shop	AL
316	13:30	In the Shadows: Reverse Applique with Transparent Fabric	Ruth Singer	£41.00	£38.00	1/2 day w/shop	AL
317	13:30	Texture Adventures	Mary McIntosh	£41.00	£38.00	1/2 day w/shop	I
318	13:30	Beautiful Batik Bowls	Gilli Theokritoff	£41.00	£38.00	1/2 day w/shop	AL
319	13:30	Patchwork Portraits	Jo Avery	£41.00	£38.00	1/2 day w/shop	I
320	13:30	Thread Painted Miniatures	Herma De Ruitter, Netherlands	£41.00	£38.00	1/2 day w/shop	I
321	10:30	Kaleidoscope EPP (English Paper Piecing)	Today's Quilter Magazine	£19.00	£17.00	90 mins w/shop	I/A
322	13:00	Photo to Stitch	Caroline Higgs, France	£19.00	£17.00	90 min w/shop	AL
323	15:00	Square Up to Manipulated Magic	Jennie Rayment	£19.00	£17.00	90 min w/shop	AL
401	12:30	Decorative Circles	Sheena Norquay	£8.00	£7.00	45 mins Lecture	AL
402	14:45	Journey to Inspired Art Quilting	Jean Wells	£8.00	£7.00	45 mins Lecture	AL
403	16:00	Creativity and Play	Victoria Findlay Wolfe, USA	£8.00	£7.00	45 mins Lecture	AL

Key: A/L = All Levels B = Beginners I = Intermediate AD = Advance
Add £1.50 booking fee applies per transaction.

Friday 11th August							
Code	Start Time	Title	Tutor Name	Standard Price	Guild Member	Type	Level
324	09:30	Memory Cloth: Embroidered Portraits	Cherilyn Martin, Netherlands	£82.00	£77.00	1 day w/shop	AL
325	09:30	Segmented Circles	Penny Bicknell	£82.00	£77.00	1 day w/shop	I
326	09:30	Stamp Making	Cecile Whatman, Australia	£41.00	£38.00	1/2 day w/shop	AL
327	09:30	Bind a Notebook Using Hand Dyed Book Cloth	Ruth Brown	£41.00	£38.00	1/2 day w/shop	AL
328	09:30	Artistic Mosaic Design	Elina Lusia Grinberga, Latvia	£41.00	£38.00	1/2 day w/shop	AL
329	09:30	Print and Stitch	Angela Daymond	£41.00	£38.00	1/2 day w/shop	AL
330	09:30	Contemporary Crazy	Kate Dowty	£41.00	£38.00	1/2 day w/shop	I
331	09:30	Tilted Blocks	Mandy Munroe	£41.00	£38.00	1/2 day w/shop	I
332	09:30	Machine Fretwork	Teresita Leal, Argentina	£41.00	£38.00	1/2 day w/shop	I/A
333	09:30	3D Improv Dresden	Jo Avery	£41.00	£38.00	1/2 day w/shop	I
334	13:30	Gold Work Hand Embroidered Tudor Rose	Bella Lane, Peru	£41.00	£38.00	1/2 day w/shop	B/I
335	13:30	Bojagi Coasters	Sara Cook	£41.00	£38.00	1/2 day w/shop	B/I
336	13:30	Transparent 3D Stitching	Herma De Ruijter, Netherlands	£41.00	£38.00	1/2 day w/shop	I
337.1	13:30	Surprising Silhouettes	Angela Madden	£41.00	£38.00	1/2 day w/shop	AL
338	13:30	Bubble Applique	Teresita Leal, Argentina	£41.00	£38.00	1/2 day w/shop	I/A
339	13:30	Neat and Stylish Edges	Caroline Higgs, France	£41.00	£38.00	1/2 day w/shop	I
340	13:30	The Nile	Sue Bouchard, USA	£41.00	£38.00	1/2 day w/shop	B/I
341	13:30	Metal Threads Demystified	Pauline Barnes	£41.00	£38.00	1/2 day w/shop	AL
342	09:30	Photo to Stitch	Caroline Higgs, France	£19.00	£17.00	90 min w/shop	AL
343	11:30	A Taste of Judging	QG Judging Committee	£19.00	£17.00	90 min w/shop	AL
344	13:30	Hitomezashi Sashiko with a Difference	Gilli Theokritoff	£19.00	£17.00	90 min w/shop	AL
345	15:30	Little Moon Gazing Hare	Gilli Theokritoff	£19.00	£17.00	90 min w/shop	AL
346	17:00	Amazonian Peruvian Embroideries	Bella Lane, Peru	£41.00	£38.00	3 hour twilight	B
347	17:00	Piecing Clamshell Patchwork by Machine and hand	Molly Brown	£41.00	£38.00	3 hour twilight	I
348	17:00	Fabulous Flowers, Trapunto & Hand Quilting	Teresita Leal, Argentina	£41.00	£38.00	3 hour twilight	AL
349	17:00	Fiddle Away, Its Fabric Play	Jennie Rayment	£41.00	£38.00	3 hour twilight	AL
350	17:00	Fabric Pieced Angels	Paula Rafferty, Ireland	£41.00	£38.00	3 hour twilight	AL
351	17:00	Sea Breezes, Sunset Peapods	Louise Mabbs	£41.00	£38.00	3 hour twilight	AL
352	17:00	Amish Apple Harvest	Jane Davies	£41.00	£38.00	3 hour twilight	I/A
404	10:30	Decorative Circles	Sheena Norquay	£8.00	£7.00	45 mins Lecture	AL
405	11:45	Quilts & their Makers: Stories from The Quilters' Guild Collection	Heather Audin, Curator, The Quilt Museum	£8.00	£7.00	45 mins Lecture	AL
406	12:30	Driven to Abstraction	Brenda Gael Smith, Australia	£8.00	£7.00	45 mins Lecture	AL
407	13:00	Criminal Quilts: The Story Behind Fine Art Quilt Masters Winner 2016	Ruth Singer	£8.00	£7.00	45 mins Lecture	AL
408	13:45	Away from the Hive: The Great British Sewing Bee and Me!	Stuart Hillard	£8.00	£7.00	45 mins Lecture	AL
409	14:15	Quilts: Old and New	Jan Hassard	£8.00	£7.00	45 mins Lecture	AL
410	15:30	Creating Something Special from Nothing Much	Pat Archibald, Scotland	£8.00	£7.00	45 mins Lecture	AL

Key: A/L = All Levels B = Beginners I = Intermediate AD = Advance
Add £1.50 booking fee applies per transaction.

Saturday 12th August							
Code	Start Time	Title	Tutor Name	Standard Price	Guild Member	Type	Level
353	09:30	Pebbles: Applique and Free Motion	Kate Dowty	£82.00	£77.00	1 day w/shop	I
354	09:30	Fabric Painting for the Terrified	Jane Rollason	£82.00	£77.00	1 day w/shop	AL
355	09:30	Make a Gilet from your own Quilted Fabric	Claire Tyler	£82.00	£77.00	1 day w/shop	I
356	09:30	Printing with Everyday Objects	Christine Chester	£41.00	£38.00	1/2 day w/shop	AL
357	09:30	Introduction to Whole Cloth Quilt Design	Sandie Lush	£41.00	£38.00	1/2 day w/shop	AL
358	09:30	Colour Tone & Atmosphere Paper Cut Designs	Michael Fitchett	£41.00	£38.00	1/2 day w/shop	I
359	09:30	Strips Galore	Jan Hassard	£41.00	£38.00	1/2 day w/shop	AL
360	09:30	Quilt as You Go Go	Gilli Theokritoff	£41.00	£38.00	1/2 day w/shop	AL
361	09:30	Make a Stylish Bookwrap	Greta Fitchett	£41.00	£38.00	1/2 day w/shop	I
362	09:30	Hatched: Clever Lattice Work	Sue Bouchard, USA	£41.00	£38.00	1/2 day w/shop	B
363	13:30	Masterclass in Needle-Turn Applique	Today's Quilter Magazine	£41.00	£38.00	1/2 day w/shop	I/A
364	13:30	Dye a Rainbow	Cecile Whatman, Australia	£41.00	£38.00	1/2 day w/shop	AL
365	13:30	Arpilleras of Peru: Applique and Hand Embroidery	Bella Lane, Peru	£41.00	£38.00	1/2 day w/shop	B
366	13:30	Bojagi Coasters	Sara Cook	£41.00	£38.00	1/2 day w/shop	B/I
367	13:30	A View from Above: A City Port Map	Alicia Merrett	£41.00	£38.00	1/2 day w/shop	AL
368	13:30	Abstract Free Form Cutting	Mandy Munroe	£41.00	£38.00	1/2 day w/shop	I
369	13:30	Thread Painted Miniatures	Herma De Ruitter, Netherlands	£41.00	£38.00	1/2 day w/shop	I
370	13:30	Flower Market Quilt	Janet Goddard	£41.00	£38.00	1/2 day w/shop	AL
371	09:30	Glazig Embroidery on a Felt Bracelet	Chantal Guillermet, France	£19.00	£17.00	90 min w/shop	AL
372	11:30	Fibonacci into the Round	Louise Mabbs	£19.00	£17.00	90 min w/shop	AL
373	17:00	Kantha Stitched Chicken Clock	Angela Daymond	£41.00	£38.00	3 hour twilight	AL
374	17:00	Sticks & Stones: Or Just Sticks!	Cecile Whatman, Australia	£41.00	£38.00	3 hour twilight	AL
375	17:00	Andean Rose: Peruvian Hand Embroidery	Bella Lane, Peru	£41.00	£38.00	3 hour twilight	B
376	17:00	Heart Shaped Covered Box	Sarah Soward	£41.00	£38.00	3 hour twilight	AL
377	17:00	Rainbow Flower Garden	Jane Davies	£41.00	£38.00	3 hour twilight	I/A
378	17:00	Scrappy Zappy Do	Jennie Rayment	£41.00	£38.00	3 hour twilight	AL
379	17:00	Metal Frame Bag	Sue Cotten	£41.00	£38.00	3 hour twilight	I
380	17:00	Floral Flash	Louise Mabbs	£41.00	£38.00	3 hour twilight	AL
381	17:00	Get to Grips with Ten Fabulous Feet!	Claire Tyler	£41.00	£38.00	3 hour twilight	AL
411	10:30	Patchwork & Quilting Tours and Holidays	Judi Mendelssohn	£8.00	£7.00	45 mins Lecture	AL
412	11:45	Unlocking the Mystery of Creative Play	Leslie Morgan	£8.00	£7.00	45 mins Lecture	AL
413	13:30	Back to Front and Back Again	Matthew Harris	£8.00	£7.00	45 mins Lecture	AL
414	14:00	Creating Something Special from Nothing Much	Pat Archibald, Scotland	£8.00	£7.00	45 mins Lecture	AL
415	15:15	Creativity and Play	Victoria Findlay Wolfe, USA	£8.00	£7.00	45 mins Lecture	AL

Key: A/L = All Levels B = Beginners I = Intermediate AD = Advance
Add £1.50 booking fee applies per transaction.

Sunday 13th August							
Code	Start Time	Title	Tutor Name	Standard Price	Guild Member	Type	Level
382	09:30	Indigo and Shibori Dyeing	Cecile Whatman, Australia	£82.00	£77.00	1 day w/shop	AL
384	09:30	Colour Block a Tunic in a Day	Claire Tyler	£82.00	£77.00	1 day w/shop	I
385	09:30	Kantha Stitched Chicken Clock	Angela Daymond	£41.00	£38.00	1/2 day w/shop	AL
386	09:30	Colour Tone & Atmosphere Paper Cut Designs	Michael Fitchett	£41.00	£38.00	1/2 day w/shop	I
387	09:30	Cut, Colour and Sew	Caroline Higgs, France	£41.00	£38.00	1/2 day w/shop	AL
388	09:30	Pieced Quilts	Teresita Leal, Argentina	£41.00	£38.00	1/2 day w/shop	I
389	09:30	Tulips and Stencilling	Chantal Guillermet, France	£41.00	£38.00	1/2 day w/shop	I/A
390	09:30	Luscious Landscapes	Dawn Cameron Dick	£41.00	£38.00	1/2 day w/shop	AL
391.1	13:30	Hitomezashi Sashiko with a Difference	Gilli Theokritoff	£19.00	£17.00	90 min w/shop	AL
392	13:30	Applique Folk Art Swallow	Paula Watkins, Fabric Affair	£41.00	£38.00	1/2 day w/shop	AL
393	13:30	Celtic Stained Glass Animals	Paula Rafferty, Ireland	£41.00	£38.00	1/2 day w/shop	I
394	13:30	A Modern Quilting Village Map	Alicia Merrett	£41.00	£38.00	1/2 day w/shop	AL
395	13:30	Introduction to Fabric Coiled Bowls	Sarah Soward	£41.00	£38.00	1/2 day w/shop	AL
396	13:30	Fabric Origami Cushion	Sue Cotten	£41.00	£38.00	1/2 day w/shop	I
416	12:30	The Art of Curating	Brenda Gael Smith, Australia	£8.00	£7.00	45 mins Lecture	AL

Key: A/L = All Levels B = Beginners I = Intermediate AD = Advance
Add £1.50 booking fee applies per transaction.

Academy Workshops

A – Z of Class Descriptions

3D Improv Dresden

Jo Avery

We'll be exploring the Dresden plate design in this technique based workshop with Jo, who loves to encourage 'playing' with fabric! Free up your cutting and piecing with an improv approach to patchwork while also mastering the method for regular Dresdens. Add movement and dimension to your block with this 3D improv effect and make a large stunning block that can be made into a mini quilt, cushion or the start of a whole quilt. This is a machine sewing class suitable for intermediate quilters. A supply list is provided, or you can buy a fabric pack from Jo, cost £12 to be collected by the tutor on the day.

[1/2 day w/shop](#)

[Friday](#)




A Modern Quilting Village Map

Alicia Merrett

We all use maps in our daily lives, and enjoy seeing the landscape from above when we fly in aeroplanes. In this workshop we will design and construct an imaginary map of a village as seen from above, using the 'modern quilt' approach: solid colours, modern prints, stripes, checks, bright and unusual colours, black and white fabrics. The tutor will demonstrate improvisational design techniques, freehand cutting and stitching, fine pieced lines, and guide participants in the construction of their own individual pieces. To be finished at home. Suitable for any level. A Supply list is provided.

[1/2 day w/shop](#)

[Sunday](#)



A Taste of Judging

QG Judging Committee

This 90 minute workshop will introduce you to the process of quilt judging, and give you the opportunity to try it for yourself, both the pleasures and pitfalls. You will work in a small team, judging a specially selected group of quilts, and choosing a "best in show". If you might be interested in undertaking the QGBI training course, this is a valuable introduction; and if you just want an insight into the process, then this is a great way to find out.

[90 min w/shop](#)

[Friday](#)




A View from Above: A City Port Map

Alicia Merrett

We all use maps in our daily lives, and enjoy seeing the landscape from above when we fly in aeroplanes. In this workshop we will design and construct an imaginary map of a city port, with built-up areas, green parks, river, waterways, boats, and of course the sea. The tutor will demonstrate improvisational design techniques, freehand cutting and stitching, fine pieced lines, and guide participants in the construction of their own individual pieced maps. To be finished at home. Suitable for any level. A supply list is provided.

[1/2 day w/shop](#)

[Saturday](#)




Abstract Free Form Cutting

Mandy Munroe

Cutting without a ruler to create bold, modern, abstract waves and shapes. Break out of the block! You'll learn to cut and sew gentle curves creating positive/negative strips. Ideal for intermediates and improvers wanting to try a new style of piecing. Bring basic sewing supplies, cutting equipment with sharp blade and thread. Kits will be provided at a cost of £5 to be collected by the tutor on the day. Suitable for intermediate level.

[1/2 day w/shop](#)

[Saturday](#)



Amazonian Peruvian Embroideries

Bella Lane, Peru

Learn from scratch a variety of embroidery stitches for geometric designs inspired by the Amazonian cosmivision of the Shipibo community in just three hours. Participants can learn as many stitches as they are able and at the same time they will explore the rich tapestry of the textiles of the Amazon rain forest of Peru. Class can be bilingual in English or Spanish, if some of the participants wish to practice their language skills! Bella Lane is from Iquitos Peru, Master Peruvian embroiderer and a world embroidery stitch collector. Suitable for beginners to hand embroidery. All materials are provided, cost £10 to be collected by the tutor on the day.

[1/2 day twilight](#)

[Friday](#)



Amish Apple Harvest

Jane Davies

Make the very latest design of the New England House series with this autumnal scene of apple harvest in Amish County, USA. The country clapper board house now includes the popular washing line as well as apple trees at either end. Colourful fabrics are applied onto the background using fusible web to form the building and the washing. Once all the fabrics have been ironed on, free motion machine stitching holds down and decorates the pieces. Trees, apples, flowers and further details can then be added. The embroidered panel can be finished off at home to make a decorative wall hanging. Some experience of free motion stitching or machine embroidery would be a definite advantage. The class is suitable for intermediate/advanced level. A kit will be provided by the tutor on the day at a price of £10 to include all materials, patterns and instructions.

[3 hour twilight](#)

[Friday](#)



Andean Rose: Peruvian Hand Embroidery

Bella Lane, Peru

Andean embroideries are fascinating and inspirational works of art used on indigenous costumes in Peru and its mountainous neighbouring countries for thousands of years. Join Bella Lane, who is herself Peruvian and master the technique in three hours, working and stitching a beautiful "Andean Rose" inspired by a "Festivity Pollera" (skirt) using original Andean hand embroidery threads. A perfect master class for the beginner to hand embroidery. All materials will be provided and cost £10, to be collected by the tutor on the day.

[3 hour twilight](#)

[Saturday](#)



Applique Folk Art Swallow

Paula Watkins, Fabric Affair

During this half day class you will learn to make a die cut layered panel from beautiful Donegal Tweed which can be used as a centre for a cushion, a picture or a wall hanging. You will use dyed wool yarn to hand embroider and embellish your work and beading can be used as a finishing touch. All materials will be provided, cost £25 to be collected by the tutor on the day. Suitable for intermediate level.

[1/2 day w/shop](#)

[Sunday](#)




Arpilleras of Peru: Applique and Hand Embroidery

Bella Lane, Peru

Make your own delightful Peruvian scene using up-recycled and new fabrics. A fun project with applique and hand embroidery stitches for the beginner. Participants will learn technical stitches, design composition and execution of your own Arpillera design. A great opportunity to join us and start your amazing journey of creating scenes from Peru or your own locale with cloth and threads with the concept of using pieces of unwanted garments, recycled and up-recycled textiles. After completion students can apply the same techniques to their own small or large projects. All levels welcomed. Finished piece is no bigger than A4; bring anything extra you would like to add to your own piece to make it your own design. Bring your sewing box, a notebook and pencil. All materials for the design will be provided, cost £10 to be collected on the day.

[1/2 day w/shop](#)

[Saturday](#)



Artistic Mosaic Design

Elina Lusis Grinberga, Latvia

Since ancient times mosaics have been very appealing to the human eye and mostly due to their decorative qualities and visual impact the idea of mosaics has been transferred to textile art works as well. This course is intended as an encouragement to create your own unique decorative surface by exploring and combining several fascinating and fun ways of making mosaics. Step by step guidance as well as teaching the principles of composition and design will result in creation of one or several small projects. You will explore how to apply embroidery or various embellishments as a part of the surface design to incorporate lightness and transparency into artwork. This pattern can serve as a basis for a mini quilt or may also further function as an idea or a part of a bigger quilt. Suitable for all levels. A supply list is provided.

[1/2 day w/shop](#)

[Friday](#)




Away from the Hive: The Great British Sewing Bee and Me!

Stuart Hillard

Join bestselling author, quilter, TV personality and breakout star from the first series of The Great British Sewing Bee, Stuart Hillard, on a riotous, hilarious and frank journey through his life. Expect lots of laughs, gossip from the show and the inside track on the life of a sewing bee. Stuart will also be launching his second book, "Make 100 Quilts" and signing books after the lecture.

[45 mins Lecture](#)

[Friday](#)




Back to Front and Back Again

Matthew Harris

Matthew Harris will talk about the process by which he creates and constructs images. A process that over many years has become a ritual of making and un-making that is often subject to chance and indeterminacy. A ritual defined by it's alternating rhythm of paper and cloth, paint and dye with the working of material at it's heart. Not just the physical material of paper, cloth and thread but also the material stuff of image.

[45 min Lecture](#)

[Saturday](#)



Beautiful Batik Bowls

Gilli Theokritoff

Make fabulous bowls, vases, coasters, etc, from simple cord and fabric strips. It is amazingly simple and fun to do, working with beautiful batik fabrics to produce useful household items to be treasured or given as much admired gifts. A kit is provided to make one bowl and a coaster during the class, cost £9 to be collected by the tutor on the day. Suitable for any level.

[1/2 day w/shop](#)

[Thursday](#)



Bind a Notebook Using Hand Dyed Book Cloth

Ruth Brown

For many, books are endlessly fascinating – reading them, writing them, or binding them. This workshop will marry together a love of fabric with a love of the book form. There will be a demonstration of how to convert hand-dyed/printed fabrics to book cloth. Students will then use some previously treated fabrics to create small hard-backed notebooks. The whole process will be covered from folding and stitching the inner pages, covering the boards with the book cloth to make the hard covers and then fixing the page block into the covers to complete the book. Utterly addictive. Suitable for any level. Materials will be provided, cost £6 to be collected by the tutor on the day.

[1/2 day w/shop](#)

[Friday](#)



Bojagi Coasters

Sara Cook

Having recently returned from studying Bojagi in Korea Sara would like to share with you how to make this beautiful Bojagi coaster using traditional seaming techniques and hand dyed Ramie fabrics. Bojagi in Korean means wrapping cloth and is the over-arching name given to this type of beautiful stitched textile that has so many versatile possibilities. During this session you will learn how to make a coaster using traditional hand sewn seaming techniques to piece the hand dyed Ramie fabrics together to create a Jogkabo (patchwork) design. Suitable for beginners to improver level. Materials will be provided, cost £6 to be collected by the tutor on the day. A small supply list is also provided.

[1/2 day w/shop](#)

[Friday & Saturday](#)



Bubble Applique

Teresita Leal, Argentina

This pebble like application will add dimension and visual interest to your projects. Bubble wrap and sheers, free motion and stuffing will work the wonder. We will make a small nocturnal landscape as an example. The class aims at learning the bubble appliqué technique, the quilt can be started in class and if necessary, finished at home. We will discuss together how to use it in your quilts, bags, cushions, clothes, and so much more. Suitable for intermediate/advanced level. Materials will be provided, cost £10 to be collected by the tutor on the day. A small supply list is also provided.

[1/2 day w/shop](#)

[Friday](#)



Celtic Stained Glass Animals

Paula Rafferty, Ireland

During this class you will learn how to construct a stained glass animal using various fabrics and fusible bias tape. The fabrics used to create your animal are fused in place using Bondaweb and a foolproof technique! Detailed notes will be available to take away with you, which will also include extra patterns for you to try at home. You will be using a Janome sewing machine. All levels are welcome. All materials will be provided, cost £10 to be collected by the tutor on the day.

[1/2 day w/shop](#)

[Sunday](#)



Colour Block a Tunic in a Day

Claire Tyler

Learn to work with stretch fabrics on this one day workshop. Mix different fabrics to create this stunning tunic using a Vogue commercial pattern. Lots of tips on how to work with this tricky fabric and go home with the garment and pattern so you can make lots more. The pattern will be provided together with some stretch interfacing, cost £10 to be collected by the tutor on the day. A supply list is also provided. Suitable for intermediate level.

[1 day w/shop](#)

[Sunday](#)



Colour Tone & Atmosphere Paper

Cut Designs

Michael Fitchett

Capturing a scene in light and shade from your tutor's photos of Venice, you will see how colour and shapes can become a quilt design in vintage poster style. Easy to follow stages, a little artistic license and a lot of fun cutting out will result in a design that you can take home to create your own 12 x 16 inch quilt that evokes the atmosphere of the Grand Canal in morning sunlight. Materials will be provided by the tutor, cost £5 to be collected on the day. Suitable for intermediate level.

[1/2 day w/shop](#)

[Saturday & Sunday](#)




Contemporary Crazy

Kate Dowty

Use up small but precious scraps of fabric to make a small crazy patchwork sample with a contemporary feel. The piece features raw edges and simple free machine quilting. You will play with layout and colour blending. If you need to improve your skill at working with the feed dogs lowered this class will provide a real opportunity to practice and improve your confidence. A supply list is provided.

[1/2 day w/shop](#)

[Friday](#)




Contemporary Improvisational Blocks & Decorative Stitches

Alicia Merrett

Contemporary block quilts are in a category of their own: within an underlying structure, the blocks are built improvisationally, in a variety of sizes and colour combinations. Each participant will first choose their own basic block structure from a few simple drawings, and piece one first block to test the design, using the teachers' instructions for making fine pieced lines. They will then construct several more blocks, with improvisational variations of size, colour and style. The blocks will be joined together into a small top, and layered. Participants will then start quilting the piece using a combination of free-machine embroidery, and the (often unused) decorative pattern stitches in the sewing machine. The work will need to be finished at home. Suitable for any level. A supply list is provided.

[1 day w/shop](#)

[Wednesday](#)



Creating Something Special from Nothing Much

Pat Archibald, Scotland

Pat will transport you virtually to far flung places and describe how artists and craftworkers in very underprivileged parts of the world combine their resourcefulness with what little is available to them locally to produce fabulous textiles and artworks. Their work and craftsmanship has in turn influenced and shaped Pat's textile work. Follow her through a design process and at the end of the lecture she will show some of the artists' works alongside her art quilts.

[45 mins Lecture](#)

[Friday & Saturday](#)



Creativity and Play

Victoria Findlay Wolfe, USA

Join Victoria Findlay Wolfe as she shares her creative process, and how play instigates an open playing field for creativity, boosts your confidence and inspires you to let go and remember Quilting is FUN! Suitable for any level.

[45 mins Lecture](#)

[Thursday & Saturday](#)



Criminal Quilts: The Story Behind Fine Art Quilt Masters Winner 2016

Ruth Singer

Ruth Singer will discuss the complex story behind her winning 'Criminal Quilt', inspired by archive photographs of women criminals. In this talk she will explore the background to this work and how it fits into her other research-led art textiles work and ongoing projects exploring heritage, personal stories and textiles with a narrative. Ruth will also discuss the techniques and materials used to create this and other work.

[45 mins Lecture](#)

[Friday](#)



Cut, Colour and Sew**Caroline Higgs, France**

The idea is to create one stencil form and then use it in different ways adding colour and texture. The idea is to demonstrate that with one form one can achieve very different results. We will use both hand and machine stitch; the idea is to start a minimum of four small samples so that they can be completed at home but so that students can experiment with the scope that one stencil provides for future projects. Suitable for any level. Materials will be provided, cost £5 to be collected by the tutor on the day.

[1/2 day w/shop](#)[Sunday](#)**Dazzling Diamonds****Jan Hassard**


During this workshop, create Dazzling Diamond patterns with a contemporary look, using a unique technique that Jan has devised cutting colourful, angular strata strips on the front and back of the fabric. The class will be accompanied by a comprehensive handout and an A4 coloured photograph. Instructions will also be given for finishing and quilting. The resulting wall hanging will be stunning. This is one of Jan's most successful workshops to date. Jan won the Quilters' Guild Award for Colour with this quilt. A supply list is provided. Suitable for any level.

[1 day w/shop](#)[Thursday](#)**Decorative Circles****Sheena Norquay**

This powerpoint presentation explores how to create decorative circles from the initial sources of inspiration, drawings and use of templates to the finished pieces. Techniques covered will include hand and machine applique, stencilling, printing and embellishing with beads and sequins, but mainly hand and machine embroidery and quilting. I will illustrate ideas for decorating the insides and edges of circles as well as showing how to create and quilt circle designs for blocks, borders and backgrounds.

[45 mins Lecture](#)[Thursday & Friday](#)**Driven to Abstraction****Brenda Gael Smith, Australia**

Brenda creates textile works made from a rich palette of her hand-dyed fabrics complemented by intensive stitching. Much of her work is inspired by the colour and patterns of the natural world with a focus on her surroundings at the "other" Copacabana in Australia and her New Zealand homeland. Using a process of abstraction, Brenda strives to capture the essence of her subjects in simplified form. Working improvisationally, she refines line, shape, colour and texture to evoke a sense of place, express an idea, highlight an issue or elicit an emotional response. Learn more about Brenda's inspiration and process in this colourful lecture.

[45 mins Lecture](#)[Friday](#)**Dye a Rainbow****Cecile Whatman, Australia**

Use Procion dyes and transform 12 squares of white fabric into a rainbow of pure clean colours. Next, choose two of the rainbow colours from opposite sides of the colour wheel to create a run between these complements. This process shows how the neutrals, browns and all the other colours can be made. Finish by using Colour Magnet with some stencils and the left over dyes and learn how to make complex marks easily on a fat quarter of fabric. Three very adaptable techniques taught. This workshop covers fairly comprehensive colour and dye theory. The chemistry and the process will be comprehensively explained and participants will take home their dyed fabrics for rinsing and drying. Suitable for any level, including older children. Materials Costs £8 for dyes, chemicals and other consumables will be collected by the tutor on the day, or bring your own supplies, a list is provided.

[1/2 day w/shop](#)[Saturday](#)**Eco Printing with Leaves and Natural Dyes****Brunhilde Scheidmeir, Germany**

This workshop will enable participants to print on fabric using leaves, other plant materials and mordants – a process sometimes referred to as 'eco-printing'. These prints are brilliant in terms of colour and also durable. The workshop will also enable you to combine printing with other natural dyeing techniques and will act as a good introduction to the potential offered by using natural raw materials. The subsequent cloth can be used for clothing, scarves, soft furnishings such as cushions and throws, quilt-making and art cloth. Suitable for beginners. Some materials will be supplied by the tutor, cost £15 to be collected on the day. A supply list is also provided.

[3 day w/shop](#)[Tuesday - Thursday](#)

Fabric Origami Cushion**Sue Cotten**

In this workshop you will learn how to manipulate fabric to create a stunning origami design to form the front of a cushion. You will then construct the cushion and insert a zip closure. Full instructions will be provided for you to complete the project and to make other cushions at home. Basic sewing machine skills are required for this workshop. A kit will be available to purchase which will include neutral coloured fabric and zip, cost £10 to be collected by the tutor on the day or you can bring your own supplies, from the list is provided. Suitable for intermediate level.

[1/2 day w/shop](#)[Sunday](#)**Fabric Painting for the Terrified****Jane Rollason**

Join Jane for the day and learn to paint on silk or cotton. There will be different patterns to choose from. These range from easy to challenging and whatever your level of experience you are guaranteed excellent results with a professional finish. You will be shown how to blend, mix and apply colours. You will have a great day relaxing and painting in a convivial atmosphere and will take home a lovely item to decorate your home either as a cushion or a wall-hanging. Suitable for all levels. A supply list is provided.

[1 day w/shop](#)[Saturday](#)**Fabric Pieced Angels****Paula Rafferty, Ireland**

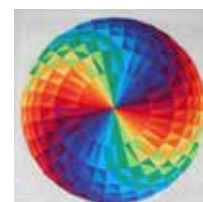
Why not give foundation piecing a try? This is a very precise method of sewing and during this class you will construct a simple angel and receive detailed notes on the process and some extra patterns that you can try at your leisure. This design makes a perfect mug rug or a cute decoration! You will be using a Janome sewing machine. Suitable for intermediate level. All materials will be provided, cost £5 to be collected by the tutor on the day.

[3 hour twilight](#)[Friday](#)**Fabulous Flowers, Trapunto & Hand Quilting****Teresita Leal, Argentina**

This great little project is all hand sewn and involves several techniques. Teresita will show you how to make and stuff flowers, fuse leaves and applique them. Stems will be added using a Trapunto technique. Finally, you will hand quilt the project to give texture to your piece of work. Suitable for any level. A kit will be provided, cost £7 to be collected by the tutor on the day. A small supply list is also provided.

[3 hour twilight](#)[Friday](#)**Fibonacci into the Round****Louise Mabbs**

This is a lovely quick way to design beautiful spiral quilts by making bonded collages. Using this inspirational number sequence, which crops up everywhere in nature as a basis, you will start to make the simpler version of the spiral grid with solid segments. Having learnt the technique, you can then make more complex split segment versions at home. You will learn the quickest method to bond the fabrics, how to cut for the Clockwise and Anticlockwise design options and see samples showing alternative layouts. Materials will be supplied, cost £7 to be collected by the tutor on the day. Suitable for any level.

[90 min w/shop](#)[Saturday](#)**Fiddle Away, Its Fabric Play****Jennie Rayment**


Squares abound in these truly amazingly manipulated marvels. Create two ingeniously manipulated 12" completed squares ideal for quilt blocks/bag panels or even cushions. These novel techniques can be made from any sized squares and manoeuvred in many ways so a wealth of deviously different designs awaits you. Ideal for all students of every age and ability who have fiddly fingers and a desire to twiddle and tweak material into amazingly different shapes and structures. Suitable for any level. Materials will be provided by the tutor, cost £8, to be collected on the day. See more of Jennie's work at www.jennierayment.com

[3 hour twilight](#)[Friday](#)**Floral Flash****Louise Mabbs**

Based on Louise's free machined flower series including her Ganzania Flash embroideries, you will learn how to stitch a beautiful flower on top of a wonderful tactile background. This is a fantastic way of using up scraps from other projects and making them into something really special. A kit will include base fabrics, background scraps, pre-bonded fabrics for the flower, plus the use of threads in class to make a A4 - 8" x 12" (22 x 30cm) version, cost £7 to be collected by the tutor on the day.

[3 hour twilight](#)[Saturday](#)**Flower Market Quilt****Janet Goddard**

This is a great stash busting project in a modern design where large pieced flowers take centre stage. During the workshop we will machine piece colourful geometric flowers with long stems and leaves. Full instructions will be given for finishing and quilting. Suitable for any level. A supply list is provided.

[1/2 day w/shop](#)[Saturday](#)

Free Motion Stitching from Life**Susan Chapman**

This is a one day masterclass for those confident with using sewing machines. Students will be led through a series of free machining exercises to begin with, followed by a couple of short, drawing with the sewing machine, sessions. In the afternoon, there will be a series of medium and short poses by a clothed model for the students to stitch from. Please note: you will be drawing direct with the sewing machine, no pencils or pens here! You do need to be confident with free motion sewing. You will be using a Bernina sewing machine. A small supply list is provided. There will be a material charge of £7 collected by the tutor on the day. To see more of Susan's work visit www.susanchapman.com

[1 day w/shop](#)[Wednesday](#)**Get to Grips with Ten Fabulous Feet!****Claire Tyler**

Your sewing machine will have arrived with basic machine feet but do you know what they all do and what other fabulous also do? On this workshop you will learn to identify the feet you have as well as see what else is available. With approximately 10 different feet to try you will learn how to cord, bead, pipe, try different feet for stitching straight lines, hemming and taming difficult fabrics as well as neatening edges and creating decorative stitches. Take home lots of samples and notes and never have trouble choosing the correct foot for your project again. Materials will be provided, cost £6 to be collected by the tutor on the day. Suitable for any level.

[3 hour twilight](#)[Saturday](#)**Glazig Embroidery on a Felt Bracelet****Chantal Guillermet, France**

Glazig embroidery comes from Brittany. Traditionally it was worked by men mostly on a heavy woollen fabric; it was used to embellish traditional clothing and would cover nearly all the surface of the cloth. We will use it on felt to make a nice bracelet and you will be introduced to different stitches. A kit will be provided, price £6 to be collected by the tutor on the day. It will include felt and backing fabric for the bracelet, embroidery floss and beads, mother of pearl button, pattern. The project can be finished at home and is suitable for any level. Please bring a basic sewing kit (pins, needles, scissors and thimble)

[90 min w/shop](#)[Saturday](#)**Gold Work Hand Embroidered Tudor Rose****Bella Lane, Peru**

Goldwork embroidery is one of the richest techniques of hand embroidery. It has been practiced since ancient times, using gold, silver, copper and wire threads, originally on ecclesiastical and ceremonial costumes. Today goldwork embroidery appears in art forms and in fashion. This beautiful English "Tudor Rose" design will take you to the next level of goldwork embroidery, learning and stitching this lovely project on fabric. Bring your reading or stitching glasses if necessary, as the work is fine. Suitable for beginners to goldwork embroidery. All materials are provided, cost £12 to be collected by the tutor on the day.

[1/2 day w/shop](#)[Friday](#)**Hatched: Clever Lattice Work****Sue Bouchard, USA**

Show case your favorite large scale prints, novelty fabrics or embroidery with an effective pieced Lattice. By piecing the Lattice it gives you the illusion of cross hatching the material behind the inspirational fabric. In class you will learn how to draft your own lattice to different scales for various sizes of featured squares of rectangles. Finished size is 30 x 38". A kit will be provided including pattern and fabrics to complete the top, price £23 to be collected by the tutor on the day. Suitable for beginners.

[1/2 day w/shop](#)[Saturday](#)**Heart Shaped Covered Box****Sarah Soward**

During this workshop you will make a beautiful heart shaped box. You will use pre-cut card and will learn how to cover the card with fabric and wadding and then hand sew the pieces together to make your own heart shaped box. A kit will be provided, cost £9 to be collected by the tutor on the day. It contains everything to make and finish the box and comes with full instructions, should you not complete it in the class. Suitable for any level.

[3 hour twilight](#)[Saturday](#)**Hitomezashi Sashiko with a Difference****Gilli Theokritoff**

Try your hand at this unusual form of Sashiko. Simple hand stitches are made with Perle 5 threads, using a grid format, with more threads woven between the stitches. This is very effective in contemporary colours on a strong background. This Japanese technique gives a gorgeous textured effect and will be fabulous in bags, purses, clothing, etc. A kit of threads and fabric is supplied to make several samples. Suitable for any level. All materials will be provided, cost £6.50 to be collected by the tutor on the day.

[90 min w/shop](#)[Friday, Sunday](#)

I Dream of the Sea

Cecile Whatman, Australia

This workshop is a great exercise in exploring man made meltable fabrics and the power of distressing fibres with a heat gun or soldering iron. It is fun! Different fibres and fabrics in the meltable category have different levels of responsiveness and different melt thresholds. Starting at the easiest to distress, working through to the more heat resistant, we will explore the composition and potential uses of a range of meltables, building a number of layers that can be put together in a fabric wall quilt or stretched over a series of canvasses. Techniques covered include: inking, painting and printing on fabric; Characteristics and uses of a range of different paints; Melting stuff to alter or age layers for interesting textures; Adding Angelina and bonding layers; Adding bling with foils; transferring images using Transfer Artist Paper (TAP); and building the elements into a cohesive composition. Materials can be provided by the tutor, cost £12 to be collected by the tutor on the day or you can bring your own supplies and a supply list is provided. Suitable for any level.

[1 day w/shop](#)

[Thursday](#)

In the Shadows: Reverse Applique with Transparent Fabric

Ruth Singer

Take applique and layering to the next level with this exciting technique of using transparent fabrics layered and cut away. Using delicate silk organza, you will learn how to prepare and hand stitch a design by hand and create the subtle shadow effects by removing layers of fabric. We will also cover embellishing with shadow embroidery stitch and trapping fragments between the layers. You will create a small sampler during this workshop which can be incorporated into larger project if desired. This technique was used by Ruth Singer to create her Fine Art Quilt Masters winning piece in 2016. Materials will be supplied, cost £7 to be collected by the tutor on the day. Suitable for all levels.

[1/2 day w/shop](#)

[Thursday](#)

Indigo and Shibori Dyeing

Cecile Whatman, Australia

Indigo and Shibori go together like bacon and eggs. Although both can be enjoyed separately, they work wonders together. In this course you will learn all about indigo; its history, chemistry and how to use it as a dye. You will also explore at least six different shibori techniques over three categories of traditional processes. Dye will be rinsed out at home. Suitable for any level. Materials will be provided by the tutor, cost £15 to be collected on the day, or you can bring your own supplies, a list is provided.

[1 day w/shop](#)

[Sunday](#)



Inspiring Nature, Stylised Trees

Elina Lusis Grinberga, Latvia

The aim of this class is to create unique art pieces that reflect creative approach to the stylisation of the natural forms - trees and foliage - in different seasons by exploring various classic quilting techniques. You will learn how to apply the machine-embroidered lace as a part of the design to incorporate lightness and transparency into artwork. By experimenting with different fabrics and combinations of techniques you will create original three dimensional art pieces that may also further function as an idea or a part of a bigger quilt. Suitable for all levels. A supply list is provided.

[1/2 day w/shop](#)

[Thursday](#)

Introduction to Fabric Coiled Bowls

Sarah Soward

During this workshop you will make a bowl out of washing line cord and fabric. You will cover the cord with fabric then coil and sew around in a circle on a sewing machine to make the bowl. A kit will be provided by the tutor, cost £14 to be collected on the day. It contains everything you need to make and finish a 7 1/2 inch diameter bowl. Suitable for any level.

[1/2 day w/shop](#)

[Sunday](#)

Introduction to Whole Cloth Quilt Design

Sandie Lush

This is a non-sewing class where students will learn simple ways to draft their own quilting motifs and arrange them into traditional British wholecloth quilting patterns. Previous design experience and drawing skills are not necessary. Suitable for any level. Materials will be supplied, cost £5 to be collected by the tutor on the day.

[1/2 day w/shop](#)

[Saturday](#)

Invisible Machine Applique

Dawn Cameron Dick

This is a chance to learn everything about IMA as we will have sewing machines! You will learn how to produce a perfect invisible stitch on your machine that absolutely looks hand done. No bonding web or satin stitch here! There are so many uses for this wonderful stitch that it will become an essential part of your quilting repertoire. We will make several samples. You will be using a Bernina sewing machine. Materials will be provided by the tutor, cost £4 to be collected on the day. Suitable for all levels. To see more of Dawn's work visit: quilterdawn1@gmail.com

[1/2 day w/shop](#)

[Thursday](#)



Journey to Inspired Art Quilting

Jean Wells

Explore quilt design with Jean in this informative lecture where she shares her inspiration and explains how it finds its way into her work. She will share several methods that she uses in composition and discuss how to approach design and well as how use colour in innovative ways. She has owned The Stitchin' Post in Sisters, Oregon, USA for 42 years and written over 29 books.

[45 mins Lecture](#)

[Thursday](#)



Kaleidoscope EPP (English Paper Piecing)

Today's Quilter Magazine

Join Today's Quilter Technical Editor Laura Pritchard for a workshop in creating kaleidoscopic effects with EPP. This technique involves 'fussy-cutting' selected details from a fabric print to draw attention to a motif or create new shapes and kaleidoscopic effects. EPP involves basting these small pieces of fabric around geometric paper shapes and piecing them together with hand-stitches. Students will learn about choosing fabrics, planning a block with different shapes, making and using templates, and how to create unique effects by cutting and sewing fabric in different ways. They will also learn the techniques for basting and stitching together the fabric pieces. All materials will be provided to create one EPP block to take home. Students will also take home templates and instructions to create more blocks. This class would be useful for crafters who have done some EPP before and want to learn additional tips and tricks or brush up on their skills. Suitable for intermediate to advanced level.

[90 mins w/shop](#)

[Thursday](#)



Kantha Stitched Chicken Clock

Angela Daymond

In this fun and relaxing hand stitching workshop you will combine the traditions of kantha stitching with making a stunning and practical clock. Kantha stitching is over 5000 years old and is based on using a running stitch to create images and patterns onto three layers of fabric and is very addictive. You will learn how to transfer a design onto fabric and mark the central spot before tacking three layers together ready for stitching. The central design features a wonderful folk art chicken design. You will use perle 12 thread, this is a non divisible thread which is very easy to stitch with. In this workshop you may not proceed onto fixing the actual clock mechanism to the stitching but you will have full written instructions and watch a demonstration about how to do this. This workshop is suitable for all abilities, there is a materials fee of £12.50 for this workshop which includes all fabrics and threads, embroidery hoop, needle and clock mechanism, which will be collected on the day by the tutor. Also suitable for older children.

[3 hour twilight](#)

[Saturday \(twilight\) & Sunday \(AM\)](#)




Little Moon Gazing Hare

Gilli Theokritoff

Kantha is a form of stitch originating in India, where it has many traditions and variations. Contemporary Kantha, in the form of the Little Moongazing Hare, is relaxing and enjoyable. We use simple stitches – running stitch, backstitch and occasionally chain stitch – to highlight the foreground Hare and use the direction of the stitch to create a dynamic background. A kit is provided. Suitable for any level. All materials will be provided, cost £9 to be collected by the tutor on the day.

[90 min w/shop](#)

[Friday](#)




Luscious Landscapes

Dawn Cameron Dick

You don't need to be artistic to make lovely landscapes. In this workshop we will use beautiful Batic threads, sewn on a sewing machine to produce a landscape you can be proud of. Each one will be as unique as you are. Suitable for any level. You will be using a Bernina sewing machine. All materials will be provided, cost £4, to be collected by the tutor on the day. To see more of Dawn's work visit: quilterdawn1@gmail.com

[1/2 day w/shop](#)

[Sunday](#)



Machine Fretwork

Teresita Leal, Argentina

If you like free motion, you will surely enjoy spending a whole class, non-stop at the sewing machine! As we create a butterfly, we shall quilt, do some thread painting and learn this fretwork technique to embellish your quilts. And of course, some other inspiring project ideas will be discussed in class. Suitable for intermediate/advanced level. Materials will be provided, cost £4 to be collected by the tutor on the day. A small supply list is also provided.

[1/2 day w/shop](#)

[Friday](#)



Magic Carpet Ride

Sue Bouchard, USA

Start with 5" squares and turn them into 'carpet' designs with straight line sewing. We will learn how to lock all of our seams for perfect matches every time. To add pizzazz, the top and bottom edges are scalloped to give the quilt feeling of carpets made famous from Arabian mythology. Instruction is given for marking scallops on this quilt along with directions for adapting the technique to any size quilt with a variety of scallop sizes. Finished size: 43" x 53". Suitable for beginners. Materials will be provided, cost £40 to be collected by the tutor on the day. The kit will include the pattern, templated used for squaring up patches and all fabrics to complete the top.

[1 day w/shop](#)

[Wednesday](#)



Make a Gilet from your own Quilted Fabric**Claire Tyler**

Turn your own quilted fabric into a lovely Gilet on this one day workshop. Once your fabric has been cut out you will learn to construct your garment, making continuous bias binding and neatening edges with Hong King Binding, insert pockets and an open ended zip as well as binding all the edges. Suitable for all levels, this is a perfect project to combine quilting and dressmaking skills. The pattern will be provided, cost £8 to be collected by the tutor on the day. Plus a supply list is provided. Suitable for intermediate level.

[1 day w/shop](#)[Saturday](#)**Make a Stylish Bookwrap****Greta Fitchett**

Raw edge applique is used to create a book wrap suitable for an A5 notebook. A calico base has layers of dyed fabric and lace appliqued by machine to create a textured surface, with more decoration added with machine patterns and couching. After machine quilting and some hand big stitch quilting, the edges are finished with a simple zig zag stitch. Machine made cords make a tie fastener and bookmark. All materials will be provided (excluding A5 book), cost £5 to be collected by the tutor on the day. Suitable for intermediate level.

[1/2 day w/shop](#)[Saturday](#)**Masterclass in Needle-Turn Applique****Today's Quilter Magazine**

Join Today's Quilter Technical Editor Laura Pritchard for a workshop in needle-turn applique. Needle-turn applique is a traditional technique which involves attaching a fabric shape to a background using hand stitches while turning the raw edges under. Students will learn about using templates to cut shapes, and how to hand-stitch a shape to a background with invisible stitches. They will also learn a number of methods for how to handle tricky shapes and sharp corners, as well as the technique of reverse applique. All materials will be provided to create one applique block to take home. Students will also take home templates and instructions to create more blocks. This class would be useful for crafters who have done some hand-stitching before or tried other methods of applique, and want to learn additional tips and tricks or brush up on their skills. Suitable for intermediate to advanced level.

[1/2 day w/shop](#)[Saturday](#)**Memory Cloth: Embroidered Portraits****Cherilyn Martin, Netherlands**

We will begin the day with a PowerPoint Presentation looking at different periods and styles of portraits in the History of Embroidery. Students will work from their own collection of personal photos; images of family members or even a favourite pet are suitable for this project. When possible we will work on pieces of vintage textiles or clothing. Old fabrics have history, they have passed through many hands and can be a delight to work with. We will explore ways of transferring our chosen image to cloth and embroider by hand. Transferring images to synthetic non-woven fabrics will also be explored, papers painted with transfer dye will be provided by the tutor as well as non-woven fabrics. Some materials will be provided by the tutor, cost £2.50 to be collected on the day. A supply list is also provided. Suitable for any level.

[1 day w/shop](#)[Friday](#)**Metal Frame Bag****Sue Cotten**

In this workshop you will learn how to make a stylish bag with a metal frame. You will start by learning how to create a pattern for the metal frame and be shown how the technique can be used for all sizes of metal purse and bag frames. Once you have drafted the pattern you will machine sew a lined bag with inside pockets then hand stitch the bag onto the metal frame. Basic sewing machine and hand stitching skills are required for this workshop. A kit will be available to purchase which will include everything you need to complete your bag, cost £20 to be collected by the tutor on the day. Alternatively you can bring your own supplies, a list is provided. Suitable for intermediate level..

[3 hour twilight](#)[Saturday](#)**Metal Threads Demystified****Pauline Barnes**

Machine stitching with metal threads can be frustrating when they break, twist, shred and generally misbehave. You will try out several metal threads on the machine and I will show you how to overcome these problems and be in control. Suitable for any level. Materials will be provided, cost £2 to be collected by the tutor on the day.

[1/2 day w/shop](#)[Thursday, Friday](#)

Neat and Stylish Edges**Caroline Higgs, France**

This course aims at teaching how to give quilts neat and 'finished' edges which compliment the quilt. Whether piped or bound, faced or stitched the aim is neat, straight results which lie flat.

Mitred corners, close piping and narrow neat all with barely visible joins. Sample squares of each technique will be completed in class. Suitable for anyone confident using a sewing machine. Materials will be provided, cost £5 to be collected by the tutor on the day.

[1/2 day w/shop](#)[Friday](#)**Old Man Time: An Art Quilt****Cecile Whatman, Australia**

In this class, you will create a small wall hanging or feature panel for a larger quilt.

Working on a base of a cotton fat quarter, you will experiment with altering the fabric with fabric paints; stamp images onto fabric and tissue paper, learn how to laminate pre printed tissue paper and lutradur onto the fabric background; transfer images with preprinted Transfer Artist Paper (TAP) and complete an aged effect by using encaustic wax over the surface. The completed piece could also be framed or stretched over a canvass to hang. Extensive explanation and discussion on the materials being used and alternative applications will occur during the class.

Materials can be supplied by the tutor, cost £8 to be collected by the tutor on the day or a supply list is provided. Suitable for any level.

[1 day w/shop](#)[Wednesday](#)**Paper Lamination and Stitch****Christine Chester**

During this three day class you will combine paper with cloth in a creative and interesting way, to make fractured images working with found papers and your own photographs creating montage imagery together in imaginative and sometimes humorous ways. Then on the third day you will take your work through into stitch using a sewing machine, discussing all the problems that arise when working with papers, transparent fabrics and acrylic media. Suitable for all levels. Some materials will be provided, cost £6 to be collected by the tutor on the first day. A supply list is also provided.

[3 day w/shop](#)[Tuesday - Thursday](#)**Patchwork & Quilting Tours and Holidays****Judi Mendelsohn**

Have you ever wondered whether you'd like to go on a quilting tour to far flung places? Had a yen to visit a quilt show in the States, or Japan, or France? Want to visit some great quilt shops in unusual locations? Join experienced tour guide, traveller and former editor of Patchwork & Quilting magazine Judi Mendelsohn as she shares an insight into the various tour options that abound and explains that even if you join the group on your own, you will end up with lifelong friends!

[45 mins Lecture](#)[Saturday](#)**Patchwork Portraits****Jo Avery**

Using improv piecing you will create a portrait either of yourself or somebody else in this fun creative workshop. Use your favourite fabric to dress yourself in and add accessories like a bag and a hat. You can even make yourself taller and thinner if you like, or add some curves! Jo will show you how to break the portrait down in to different sections and use strip piecing and trimming to create a block that could be a stand alone mini quilt or a whole fashion parade quilt should you choose to make more. Machine sewing class suitable for intermediate quilters. A supply list is provided or you can buy a fabric pack cost £10 to be collected by the tutor on the day.

[1/2 day w/shop](#)[Thursday](#)

Pebbles: Applique and Free Motion**Kate Dowty**

Use a combination of fused appliqué and raw edge techniques to create a unique wall hanging. The piece features a contrast between shiny and matt fabrics and a "bagged" backing. There is lots of opportunity to create additional texture with free machine quilting. You will need some experience of working with the feed dogs lowered. A supply list is provided.

[1 day w/shop](#)[Saturday](#)**Photo to Stitch****Caroline Higgs, France**

How to add details to stitched work when you can't put pencil to paper. You will learn how to transfer details from photos in to stitched details on textiles using basic hand embroidery stitches. Students will be supplied with a small project to sew using techniques which each person can personalise. End results can be framed or made in to postcards. Suitable for any level. Materials will be provided, cost £3 to be collected by the tutor on the day.

[90 min w/shop](#)[Thursday & Friday](#)**Pieced Quilts****Teresita Leal, Argentina**

Why not make a reversible quilt? With this simple technique we will discover in class a whole different dimension in quilt making. No previous piecing needed, we will quilt together two different fabrics and then the fun begins. Examples of different variations of the technique will be shown and discussed in class. Suitable for intermediate level. Materials will be provided, cost £6 to be collected by the tutor on the day. A small supply list is also provided.

[1/2 day w/shop](#)[Sunday](#)**Piecing Clamshell Patchwork by Machine and hand****Molly Brown**

This workshop will initially cover piecing clamshell shapes by hand, looking at conventional and unconventional methods of preparing the pieces. Then move on to piecing this lovely shape using modern materials and a sewing machine, making the process much quicker. You will have the opportunity to explore different ways of piecing in both 'fish scale' and 'meandering' patterns. Having experimented with various pattern and stitch possibilities, you will be able to make a simple project such as a table mat, hot water bottle cover, tea or coffee pot cozy. A kit will be provided to complete this project £5, available on the day from the tutor. Suitable for intermediate level.

[3 hour twilight](#)[Friday](#)**Potteries on Display****Chantal Guillemet, France**

The natural ochres from Roussillon are traditionally used for home decoration and wall covering. Chantal will show you how to use them on fabric and create interesting surfaces like pottery. You will work with the real pigment. A kit will be provided, price £5 to be collected by the tutor on the day. It will include background fabric, hand dyed thread; ochres, medium will be provided to use during the workshop. Additional supplies should be bought from home, a list is provided. Suitable for intermediate to advanced level.

[1/2 day w/shop](#)[Thursday](#)**Print and Stitch****Angela Daymond**

In this exciting new workshop you will combine printing with relaxing hand stitching to create your own unique textile art. Working on a 15 inch square of fabric, in the first half of the workshop you will begin by choosing a colour palette from fabric paints available and then use traditional Indian wooden stamps to stamp onto a white cotton background. You will print a colourful background for stitching a Kantha paisley design pattern. The second half of the workshop is all about the stitch as you are shown how to first mark out patterns onto your printed fabric. You will then be shown how to layer it up with thin wadding and backing before tacking the three layers together. Kantha stitching is over 500 years old and is based on using a running stitch to create images and patterns onto fabric; we will be stitching traditional paisley shapes from patterns and Angela will also show you how to draw your own shapes. You will use many different types of running stitch including aligned, none aligned, whipped and laced stitches to make your work come to life. White cotton fabric binding will also be provided so that you can complete your work at home. This workshop is suitable for all abilities, there is a materials fee of £8.00 for this workshop which includes fabric paints, fabric, wadding, needle and threads (this fee to be collected by the tutor on the day). You might want to bring an apron and rubber gloves for the printing part of this workshop.

[1/2 day w/shop](#)[Friday](#)

Printing with Everyday Objects**Christine Chester**

In this workshop we will have a good look at all different kind of textures. Many household items can be used as printing materials - forks, potato masher, cookie cutters etc, we will look at their potential as printing tools. We will also make a stamp from materials like matches, spoons, buttons etc. These materials are glued to a piece of wood, and can be used as a stamp. By printing several times on the same cloth, with different colours, we can make a complex looking piece of fabric. Suitable for all levels. A materials cost of £6 will be collected by the tutor on the day. There is also a small supply list.

[1/2 day w/shop](#)

[Saturday](#)

**Quilt as You Go Go****Gilli Theokritoff**

Using a simple Quilt-as-you-go technique we will be creating a colourful, thick fabric made from scraps and stitching, which can then be used to make purses, book wraps, larger bags, even clothing! Fun & liberating, it grows like magic and you can use printed or jacquard ribbons too. Ideal for gifts or for yourself! A kit is provided so you can make a zipped humbug bag in the class. Suitable for any level. All materials will be provided, cost £7.50 to be collected by the tutor on the day.

[1/2 day w/shop](#)

[Saturday](#)

**Quilts & their Makers: Stories from The Quilters' Guild Collection****Heather Audin, Curator, The Quilt Museum**

Join Heather, curator of The Quilters' Guild Collection to find out more about the people behind the rich array of quilts and coverlets in The Quilters' Guild Collection. This talk will explore interesting stories and the varied lives and histories of the makers behind the unique pieces in the collection, looking at their motivations for making, what fabrics they used and how these beautiful items were made, featuring examples from the 19th and 20th centuries.

[45 mins Lecture](#)


[Friday](#)

**Quilts: Old and New****Jan Hassard**

Join Jan Hassard for a lecture featuring a large number of quilts from her extensive heritage collection plus her recent modern work. This is an exciting expedition through her textiles, detailing the provenance of her quilts, plus inspiration and design. Her collection consists of English, Welsh, African-American, French, 30's Quilts and others. Jan teaches widely in the UK and abroad and specialises in colour and the geometry of design which produces illusions within her work. She has won the Quilters' Guild Award for Colour twice. (No slides, just lots of Jan's quilts.)

[45 mins Lecture](#)

[Friday](#)

**Rainbow Flower Garden****Jane Davies**

Capture the glories of a summer flower garden with this mosaic style patchwork appliqué panel using bright fabrics and cut out felt motifs. Rainbow coloured fabric pieces are placed onto a background of fusible wadding in an overlapping manner leaving raw edges on the surface. Temporarily adhered to the background by ironing, the pieces are then sewn down with free motion machine stitching from top to bottom. Lines of decorative stitching are added to further embellish the design. Finally cut out felt flowers and leaves are added to complete the panel and sewn down with free motion sewing. The panel can be finished off at home with further stitching and embellishments. Some experience of free motion stitching would be an advantage but not essential. The class is suitable for intermediate/advanced stitchers. A kit will be provided by the tutor on the day at a price of £10 to include all materials, patterns and instructions.

[3 hour twilight](#)

[Saturday](#)

**Scrappy Zappy Do****Jennie Rayment**

Scrabble in your fabric stash and fish out oddments of material! A most excellent way to combine a series of coloured scraps or memorable materials into an attractive hanging/table runner/small quilt. A really colourful curvaceous creation - it's a wiggly wonder! Design from 'Foldy Rolly Patchwork Pzzazz'. Kit contains vibrant selection of batiks and background material. Suitable for any level. Materials will be provided by the tutor, cost £12, to be collected on the day. See more of Jennie's work at www.jennierayment.com

[3 hour twilight](#)

[Saturday](#)



Sea Breezes, Sunset Peapods**Louise Mabbs**

Make a gorgeous sunset effect mini wallhanging, or a panel for a cushion front. You will learn Louise's stitch and folded technique based on her Peapod project from 'The Quilter's Guide To Twists & Tucks' (Origami Quilts USA) 2006 (OOP) The kit, costing £7 (to be collected from the tutor on the day) will contain a range of pre-cut watery and sunset colours, plus full instructions for sewing the panel and suggestions on how to use it. Extra matching backing fabric and wadding will also be available to purchase if required. Suitable for any level.

[3 hour twilight](#)[Friday](#)**Segmented Circles****Penny Bicknell**


You will cut strips of varying sizes which are then sewn together. Using a wedge shaped angle ruler and rotary cutter the strips are cut into arcs. These are then sewn together to form a circle. By placing the ruler and cutting to a certain marked point on the strips the arcs appear to have movement when put together. This is a fast moving workshop and students will be expected to complete the project. This can then be used as a centerpiece for a quilt or repeated to form sections of a larger patchwork. Suitable for intermediate level. A supply list is provided.

[1 day w/shop](#)[Friday](#)**Shadow Quilting****Sandie Lush**

Shadow quilting is a little used trapunto (stuffing) technique that adds colour and texture to simple quilting designs. This is primarily a hand quilting class aimed at all levels of expertise. A pre-marked 13" (33cm) cushion kit will be provided. The only equipment needed will be your favourite thimble(s) if you have any! Suitable for any level. Materials will be supplied, cost £8.50 to be collected by the tutor on the day.

[1/2 day w/shop](#)[Thursday](#)**Square Up to Manipulated Magic****Jennie Rayment**

Twitch and tweak four squares producing a variety of curved edges and folds. Play with the pieces to create your own unique design - seriously simple to make - just a few stitches and some flip, flap, flopping for a fabulously finished effect. Use the technique for bags/quilts blocks/cushions/tablemats or whatever you fancy. Discover an easy way to border the block with four strips the same length. At the end of the class the project will be ready for binding/piping or inclusion in your quilt or hanging. Suitable for any level. All materials will be provided, cost £4 to be collected by the tutor on the day. See more of Jennie's work at www.jennierayment.com

[90 min w/shop](#)[Thursday](#)**Sticks & Stones: Or Just Sticks!****Cecile Whatman, Australia**

Explore a range of different, non traditional surface design colour tools such as Gelatos, Inktense Blocks and Shiva stiks (and a couple of texture pastes and gels) on fabric. We will create three or four textured fat quarters. We will explore a dozen or so different ways to colour fabric with these media and how to begin building art quilts with these techniques. Suitable for any level, including older children. Materials Costs £10 for class sets of media, tools and other consumables collected by the tutor on the day or bring your own supplies, a list is provided.

[3 hour twilight](#)[Saturday](#)**Stamp Making****Cecile Whatman, Australia**

Learn how quick and easy it is to make your own original stamps for fabric, paper, canvas or any surface. We will explore carving, moulding, found objects and other simple household items; make four to six stamps and stamp layers onto fabric to start your next textile project. Materials can be provided by the tutor, cost £15 to be collected by the tutor on the day or bring your own supplies, a supply list is provided. Suitable for any level, including older children.

[1/2 day w/shop](#)[Friday](#)

Strips Galore**Jan Hassard**

This workshop is another in Jan's popular series of designs using colour and shape to achieve a vibrant pattern. Using strata runs of strips of fabric from light to dark plus an easy cutting and piecing technique students will produce pieces for large or small wall hangings, quilts or pieces for bags, cushions etc. Instructions will also be given for finishing and quilting. The class will be accompanied by a comprehensive handout and an A4 coloured photograph. A supply list is provided. Suitable for any level.

[1/2 day w/shop](#)[Saturday](#)**Surprising Silhouettes****Angela Madden**

This fun class teaches a brilliant fast way to design quilts which are easy and fast to sew. By doing something as simple as cutting paper, block, border, corner applique designs can be tried out and modified until you find a combination that you really like. Suitable for all levels and especially suited to anyone who feels 'artistically challenged'. Please bring some sharp paper scissors with you.

[Friday](#)**Texture Adventures****Mary McIntosh**

Create a small textured panel ready to be framed using felt, fabric, sheers and stitch. Machine stitching, burning with soldering irons and heat guns* and hand embellishment. Suitable for those with some experience of free machine quilting or embroidery. NB: This class may not be suitable for those with breathing problems. Materials needed will be supplied by the tutor, cost £6 to be collected on the day.

[1/2 day w/shop](#)[Thursday](#)**The Art of Curating****Brenda Gael Smith, Australia**

The art of curating brings three distinct imperatives: to select; to organise; and to look after items in an exhibition. Drawing upon more than 12 years experience in exhibition administration, including several popular international touring exhibits, independent curator Brenda Gael Smith reflects on the delights and challenges of these imperatives providing insights and takeaway tips for both experienced and aspiring organisers and artists.

[45 mins Lecture](#)[Sunday](#)**The Nile****Sue Bouchard, USA**

Learn the art of how to piece together 60° equilateral triangles into straight rows. This technique can be applied to any angle and will become a great addition to your piecing abilities. The pattern was influenced by the Great Pyramids on the Giza, one of the seven wonders of the world. Finished size: 32" x 44" Suitable for advanced beginners /intermediate level. Materials to complete the top, including pattern and 60 degree template will be provided, cost £30 to be collected by the tutor on the day.

[1/2 day w/shop](#)[Friday](#)**Thread Painted Miniatures****Herma De Ruiter, Netherlands**

Find inspiration in pictures of beautiful sunrises and sunsets and make your own. Do you like your clouds in soft pastels or more vibrant colours? Stitch your own miniature sunset or sunrise using the kit provided. You can choose your own colours. What does your favourite sky look like? You will take home a finished and framed miniature work of art. A Kit including all materials will be provided by teacher, cost £10 to be collected by the tutor on the day. Suitable for intermediate level.

[1/2 day w/shop](#)[Thursday & Saturday](#)**Tilted Blocks****Mandy Munroe**

Come and make blocks with a modern twist. This is a good technique for placing blocks into negative space for modern quilts. Instruction and supplies included for small and large blocks. Ideal for intermediates and improvers. Bring basic sewing supplies including pins, cutting equipment with sharp blade and thread. Kits will be provided at a cost of £5 to be collected by the tutor on the day. Suitable for intermediate level.

[1/2 day w/shop](#)[Friday](#)**Transparent 3D Stitching****Herma De Ruiter, Netherlands**

Couch Razzle, Dazzle and/or Sizzle onto organza and a water solvable stabilizer to create a 3D transparent object (tealight holder). Create shapes and patterns on the organza by stitching lines with thick threads using a couching foot. Go for subtle effects with a little glimmer using Razzle and Dazzle or go all out with the sparkle of Sizzle. Finish with the decorative stitches on the sewing machine. A Kit including all materials will be provided by teacher, cost £10 to be collected by the tutor on the day. Suitable for intermediate level.

[1/2 day w/shop](#)[Friday](#)

Tucked and Embellished Circles

Jennie Rayment

Experiment with these delectable, textural and tactile circular designs. Tuck, twist and twiddle the pleats for a stunning square or circular wall-hanging, cushion or quilt centre. Embellish the tucked edges with stitch or yarn. Add an interesting textured edging and binding, some decorative stitching. Mount the panel onto a background fabric, add some textured inserts. It will then be ready for machine quilting - free or otherwise. Suitable for Intermediate and Advanced. All materials will be provided by the tutor, cost £10, to be collected on the day. See more of Jennie's work at www.jennierayment.com

[1 day w/shop](#)

[Wednesday](#)



Tulips and Stencilling

Chantal Guillermet, France

First you will learn how to sew gentle curves and prepare the landscape behind the flowers. Then Chantal will show you how to transfer your motif on the fabric using acrylic paint. The panel will be embellished with free motion quilting and some hand embroideries. Suitable for intermediate to advanced sewists. A kit is provided, cost £6 to be collected by the tutor on the day plus a supply list of items you need to bring from home.

[1/2 day w/shop](#)

[Sunday](#)



Unlocking the Mystery of Creative Play

Leslie Morgan

Answering the question, 'How do I make better work?' We will look at simple language and principles of design found in the physical world. Discovering tools to create contrast and harmony using colour, value, size, shape, and texture will be used to give you starting points to find out what you like and how to achieve them. Bring your curiosity and notebooks for jotting down simple ideas to get you started. Suitable for any level.

[45 mins Lecture](#)

[Saturday](#)



Velvet, Organza, Print and Stitch Book Wrap

Wendy Cotterill

By using velvet as a base and overlaying gold print ant organza, we will be making a very simply constructed A5 (approx) book wrap. Although this workshop can be taken by anyone, students must be well practiced in performing basic stitching on a sewing machine (you will be using a Janome CXL301 computerised machine). Materials will be provided by the tutor, cost £5 to be collected by the tutor on the day.

[1/2 day w/shop](#)

[Thursday](#)

